



รายงานวิจัยฉบับสมบูรณ์

โครงการ

การสังเคราะห์ bisindole-triazoles แบบง่ายเพื่อพัฒนาเป็นสารต้านมะเร็ง

Convenient synthesis of bisindole-triazoles
for developing as anticancer agents

รุ่งนภา แซ่เอ็งและคณะ

โครงการวิจัยประเภทงบประมาณเงินรายได้
จากเงินอุดหนุนรัฐบาล (งบประมาณแผ่นดิน)
ประจำปีงบประมาณ 2559
มหาวิทยาลัยบูรพา

รหัสโครงการ 181702
สัญญาเลขที่ 64/2559

รายงานวิจัยฉบับสมบูรณ์

โครงการ

การสังเคราะห์ bisindole-triazoles แบบง่ายเพื่อพัฒนาเป็นสารต้านมะเร็ง

Convenient synthesis of bisindole-triazoles
for developing as anticancer agents

รุ่งนภา แซ่เอ็งและคณะ
ภาควิชาเคมี คณะวิทยาศาสตร์
มหาวิทยาลัยบูรพา

31 สิงหาคม 2560

กิตติกรรมประกาศ

งานวิจัยนี้ได้รับทุนสนับสนุนการวิจัยจากงบประมาณเงินรายได้จากเงินอุดหนุนรัฐบาล
(งบประมาณแผ่นดิน) ประจำปีงบประมาณ พ.ศ. 2559 มหาวิทยาลัยบูรพา
ผ่านสำนักงานคณะกรรมการการวิจัยแห่งชาติ เลขที่สัญญา 64/2559

Acknowledgment

This work was financially supported by the Research Grant of Burapha University
through National Research Council of Thailand (Grant no. 64/2559).

สารบัญ

	หน้า
คำนำ	1
Abstract	2
Chapter 1 Introduction and Literature reviews	3
Chapter 2 Results and Discussions	22
Chapter 3 Conclusion	40
Chapter 4 Experimental Session	41
References	61
Output/Outcome	63

คำนำ

โครงการวิจัย “การสังเคราะห์ bisindole-triazoles แบบง่ายเพื่อพัฒนาเป็นสารต้านมะเร็ง” ได้รับการสนับสนุนทุนการวิจัยงบประมาณแผ่นดินประจำปีงบประมาณ 2559 มหาวิทยาลัยบูรพา รายงานการวิจัยฉบับนี้เสนอรายละเอียดของการวิจัยซึ่งประกอบด้วยบทนำที่เสนอผลงานวิจัยที่เกี่ยวข้อง ผลการทดลองวิจัย การอภิปรายสรุปผล และการตรวจสอบโครงสร้างของสาร

การวิจัย “การสังเคราะห์ bisindole-triazoles แบบง่ายเพื่อพัฒนาเป็นสารต้านมะเร็ง” สำเร็จลุล่วงไปด้วยดี โดยผู้วิจัยต้องขอขอบคุณที่มิวิจัยซึ่งประกอบด้วยที่ปรึกษาโครงการ ศ.ดร. อภิชาติ สุขสำราญ คณะวิทยาศาสตร์ มหาวิทยาลัยรามคำแหง ศ.ดร. ภาวิณีปิยะ จตุรวัฒน์ มหาวิทยาลัยมหิดล ผู้ร่วมโครงการ ดร. อุทัยวรรณ ศิริอ่อน รวมทั้งนิสิตปริญญาตรี โทและเอกภาควิชาเคมี นางสาวณัฐญา แซ่หลิม นายธีรพิชญ์ เกษมสุข นางสาวมนัสวี จันรอด นางสาวฐาปณี เพชระและนายธีรชาติ เนียมรอด งานวิจัยนี้ได้รับการสนับสนุนจากภาควิชาเคมี คณะวิทยาศาสตร์ และศูนย์นวัตกรรมความเป็นเลิศทางเคมี PERCH-CIC

ผศ. ดร. รุ่งนภา แซ่เอ็ง
อาจารย์ประจำภาควิชาเคมี คณะวิทยาศาสตร์
หัวหน้าโครงการวิจัย

บทคัดย่อ

Bis(indolyl)methanes มีฤทธิ์ทางชีวภาพที่หลากหลายและมีรายงานว่าสามารถกระตุ้นการตายของเซลล์มะเร็ง และ 1,2,3-triazoles สารเฮเทอโรไซคลิกที่มีไนโตรเจนเป็นองค์ประกอบ เป็นสารสำคัญในเคมีทางยาเนื่องจากเป็นโครงสร้างหลักในสารที่มีฤทธิ์ทางชีวภาพหลายชนิด การสังเคราะห์สารทั้งสองชนิดเป็นที่สนใจอย่างมากของนักเคมี ในงานวิจัยนี้มีวัตถุประสงค์สังเคราะห์สารที่มี bisindolemethane เชื่อมต่อกับอนุพันธ์ 1,2,3-triazole เพื่อศึกษาฤทธิ์ต้านมะเร็งต่อไป สารอนุพันธ์ชนิดใหม่ bis-indole-1,4-disubstituted-1,2,3-triazoles ถูกวางแผนสังเคราะห์และเตรียมขึ้นทั้งหมด 34 ชนิด ซึ่งเป็นอนุพันธ์ของ 3,3'-(phenylmethylene)bis(1-(prop-2-ynyl)-1H-indole) triazoles **3a-3o** และ 3,3'-(4-chlorophenylmethylene)-bis-(1-(prop-2-ynyl)-1H-indole)triazoles derivatives **4a-4n** และ **5a-5f** โดยประสบความสำเร็จสามารถสังเคราะห์สารผลิตภัณฑ์ได้ใน %yield ที่ปานกลางถึงดีมาก โดยทำผ่านสามขั้นตอนของปฏิกิริยาเคมีในหนึ่งหม้อปฏิกิริยา ซึ่งประกอบด้วยปฏิกิริยา Friedel-Craft alkylation ตามด้วย *N*-propargylation และ click reaction

Abstract

Bis(indolyl)methanes possess a wide range of biological activities and were reported to induce apoptosis in human cancer cell. In addition, 1,2,3-triazoles, classic nitrogen heterocyclic compounds, are important compounds in medicinal chemistry owing to their key structural motif in many bioactive compounds. Both of their synthesis has received much interest for organic chemist. This work was aimed to synthesize of bisindolemethane connecting with 1,2,3-triazole derivatives for further study as anticancer agents. A new class of bis-indole-1,4-disubstituted-1,2,3-triazoles derivatives were designed and prepared. Thirty-four analogues of desired product 3,3'-(phenylmethylene)bis(1-(prop-2-ynyl)-1H-indole) triazoles **3a-3o** and 3,3'-(4-chlorophenylmethylene)-bis-(1-(prop-2-ynyl)-1H-indole)triazoles derivatives **4a-4n** and **5a-5f** were successfully obtained in fair to excellent yields. The reactions were carried out in one-pot three steps *via* Friedel-Crafts reactions, *N*-propargylation and the click reaction.

Chapter 1 Introduction and Literature reviews

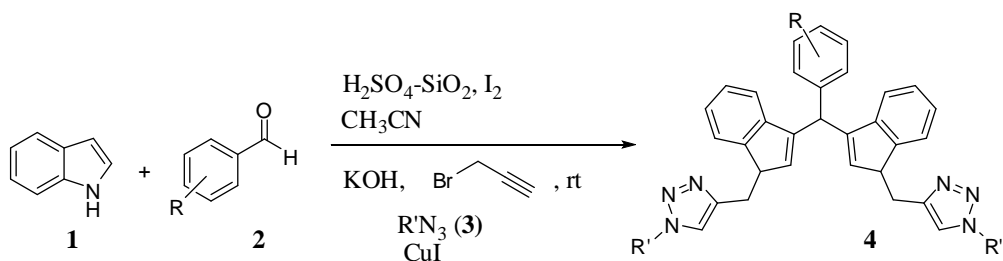
Introduction

Indole and their derivatives have received special attention in pharmaceutical chemistry due to their diverse medicinal potential. The modification of the indoles with various functional groups has gained increasing interest. Wherein, most of reports are focus on C-3 position of the indole structure, this outcome is a result of the high nucleophilic reactivity at the 3-position of the heterocyclic compound (Bandini&Eichholzer, 2009). The Friedel-Crafts alkylation of indoles with aldehyde substrates is a completely atom economical reaction that provides a very useful approach to bisindole derivatives, which received considerable attention because they have potential for biological activity.

Bis(indolyl)methanes possess a wide range of biological activities, their synthesis has received much interest for organic chemist (Damodiran, Muraliharan & Perumal, 2009). Bis(indolyl)methanes are a biologically valuable group of organic compound that have been isolated from earthly and marine natural. They are reported to induce apoptosis in human cancer cell and are found in cruciferous plants. Bis(indolyl)methanes have many applications in material science, agrochemicals and pharmaceuticals. In the recent years, there is a great interest in the synthesis of these compounds (Vahdat, Khaksar & Baghery, 2011).

In addition, 1,2,3-triazoles, classic nitrogen heterocyclic compounds, are used in pharmaceuticals, agrochemicals, dyes and photographic materials etc (Seus et al., 2012, p.10419). They are important compounds in medicinal chemistry owing to their wide applications in drug discovery. 1,2,3-Triazoles is a key structural motif in many bioactive compounds, exhibiting a broad spectrum of biological activities, such as antiviral, anticancer, anti-HIV, antibiotic, antibacterial, and antimicrobial (Rad, Behrou, Doroodmand & Movahediyani, 2012). Several methodologies were then investigated to control the regioselectivity and to improve the reaction conditions for the formation of 1,2,3-triazoles. The copper catalyzed azide alkyne cycloaddition reaction (abbreviated to Cu-AAC) or click chemistry is the well documented, with several published reviews describing the different catalysts and ligands used, including the mechanistic aspects.

Since both indole and triazole structure were previously reported for pharmaceutical properties, therefore, this work was aimed to synthesize of bisindole-triazole derivatives for further investigation of their biological activity. A new class of bis-indole-1,4-disubstituted-1,2,3-triazoles derivatives was designed to prepare in one-pot three steps *via* Friedel-Crafts reactions, *N*-propargylation and the click reaction (Scheme 1).



Scheme 1 Synthesis of bisindole triazoles in this work

Literature reviews

The various derivatives of indoles and bis(indolyl)methanes are important intermediates in organic synthesis and have wide medicinal applications such as to induce apoptosis in human cancer cells and normalize abnormal cell growth associated with cervical dysplasia, to promote beneficial estrogen metabolism in both women and men, to prevent breast cancer and also to increase the natural metabolism of the body's hormones (Mulla et al., 2012).

1,2,3-Triazoles is one of the most powerful click reactions. 1,2,3-Triazole and their derivatives synthesis has been intensively studied and widely used in pharmaceuticals, agricultural, material science and biology including anti-HIV, anticancer and antimicrobial activities (Damodiran, Muralidharan & Perumal, 2009).

Due to the vast biological activity of bis(indolyl)methanes and 1,2,3-triazoles and their wide medicinal applications, various methods of their synthesis have been developed and new approaches are still appearing in the literature as follows.

Selected examples of the synthesis bis(indolyl)methanes or 3,3'-(phenylmethylene)bisindole

Vahdat, Khaksar and Baghery (2011) reported a new methodology for the synthesis of bis(indolyl)methanes from one-pot condensation of various aldehyde or ketone with indole using non-volatile ionic liquid with multi-SO₃H groups (Figure2-1) as a catalyst under ambient temperature (Figure2-2). The ionic liquid catalyst offers several advantages including mild reaction conditions, shorter reaction times, high yield of the products, lower catalytic loading able to reused easily for six-time experiments with a small decrease in the catalytic activity of the recovered catalyst. This method was high chemoselectivity of aldehyde group that demonstrated by a competitive reaction between benzaldehyde and acetophenone with indole (Figure 2-3).

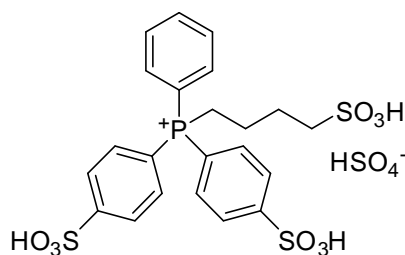


Figure 2-1 ILs with multi SO₃H groups

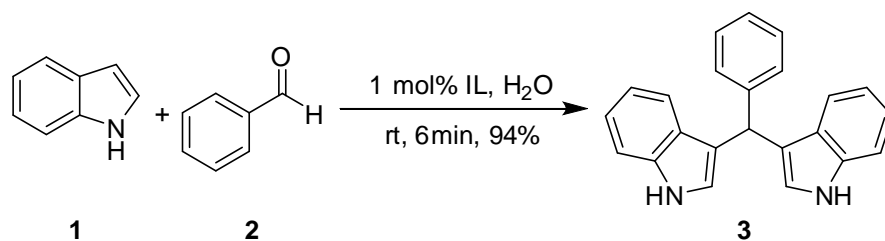


Figure 2-2 Synthesis of bis(indolyl)methane **3** using non-volatile ionic liquid

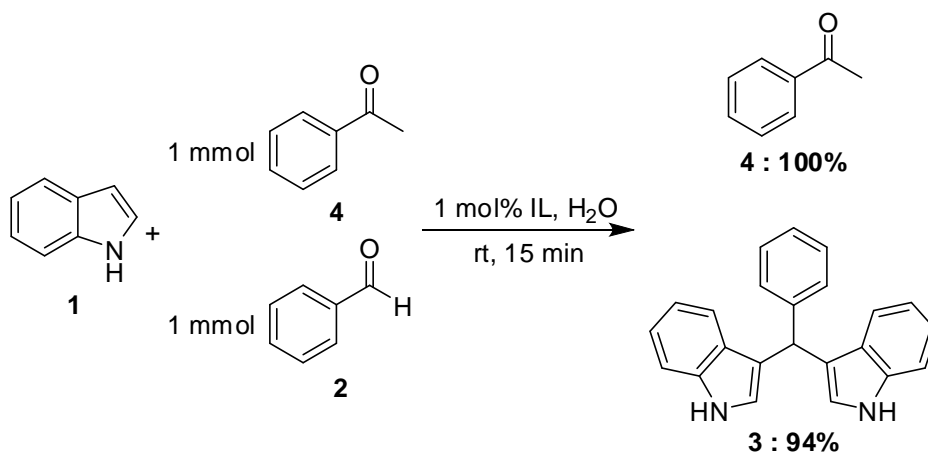


Figure 2-3 Chemoselectivity of indole **1** in reaction with benzaldehyde **2** in presence of acetophenone **4**

Hojati, Zeinali and Nematdoust (2012) developed a simple, novel and efficient method for synthesis of bis(indolyl)methanes in good to excellent isolated yield with chemoselectivity from reactions of indole and carbonyl groups in the presence of DBDMH (1,3-dibromo-5,5-dimethylhydantoin) as a highly efficient, commercial available and inexpensive catalyst under solvent-free conditions (Figure 2-4, 2-5, 2-6).

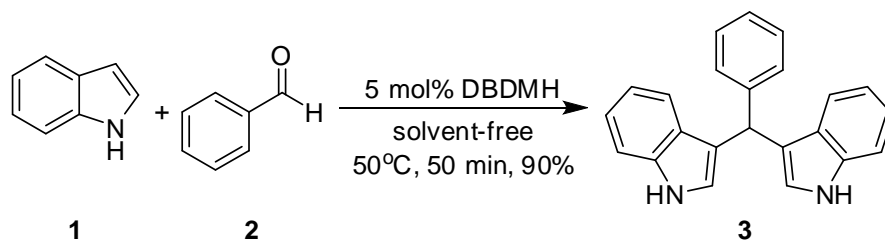


Figure 2-4 Synthesis of bis(indolyl)methane **3** in the presence of DBDMH

The equimolar mixtures of p-nitrobenzaldehyde **4** and acetaldehyde **5** (Figure 2-5) and also p-nitrobenzaldehyde **4** and cyclohexanone **8** (Figure 2-6) were prepared and reacted with indole **1** in the presence of DBDMH under optimum reaction conditions. It was observed that aromatic aldehyde produced corresponding bis(indolyl)methane as major product in both reactions and another substrate remained intact in the reaction mixture. Therefore, the present method is potentially applicable for the chemoselective conversion of

aromatic aldehydes to corresponding bis(indolyl)methanes in the presence of aliphatic aldehydes and ketones.

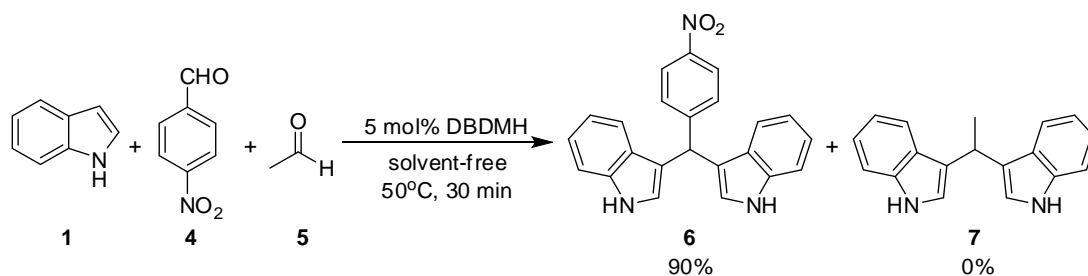


Figure 2-5 The competitive reaction in the presence of DBDMH between p-nitrobenzaldehyde **4** and acetaldehyde **5** with indole **1**.

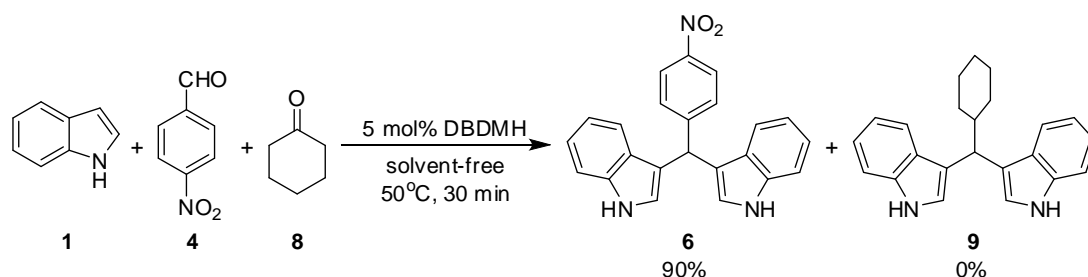


Figure 2-6 The competitive reaction in the presence of DBDMH between p-nitrobenzaldehyde **4** and cyclohexanone **8**

Furthermore, di(bis(indolyl)methyl)benzene **11** can be achieved by this method. The reaction of terephthalaldehyde **10** with 4 equiv. of indole **1** was performed in the presence of DBDMH (10 mol %) under optimized conditions and p-di(bis(indolyl)methyl)benzene **11** produced in 87% yields after 90 min (Figure 2-7).

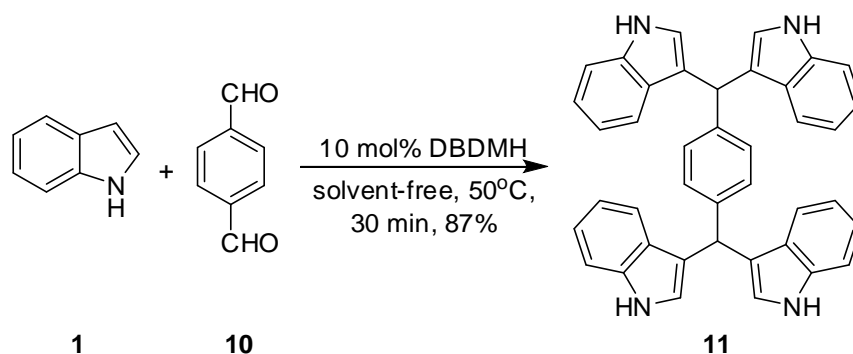


Figure 2-7 Synthesis of bis(indolyl)methane **3** in the presence of DBDMH terephthalaldehyde **10**

The preparation of bis(indolyl)methane induced by DBDMH can be rationalized by the following mechanism (Figure 2-8).

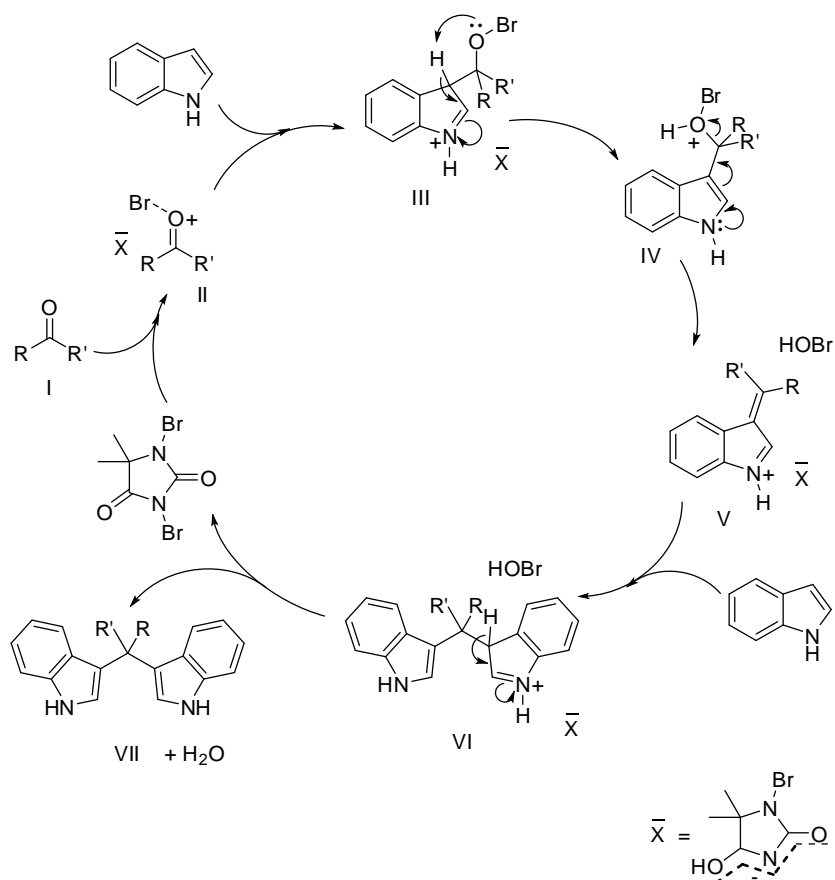


Figure 2-8 Mechanism of the preparation of bis(indolyl)methane using DBDMH as a catalyst

Initially, the carbonyl group of aldehyde or ketone is activated by brominium ion. Then, nucleophilic attack of indole to activated carbonyl group II produces azafulvenium salt V. The formation of azafulvenium salt confirms by selectivity of the reaction as aromatic aldehydes can produce a stable conjugated system in azafulvenium salt but aliphatic aldehydes can't, so, aromatic aldehydes react faster than aliphatic ones. And finally, nucleophilic attack of second indole to V lead to the corresponding bis(indolyl)methane VII and the catalyst return to the next catalytic cycle.

Ghodrati et al. (2013) developed the preparation of bis(indolyl)methanes via condensation of indoles with various carbonyl compounds in the presence of nanosilica gel as catalyst under ultrasonic irradiation 80°C. The product was obtained in good to excellent yields in solvent-free condition. This methodology is simplicity in operation and green aspects by avoiding toxic catalysts and solvents. Silica nanoparticle catalyst can be recovery and recycling (Figure 2-9).

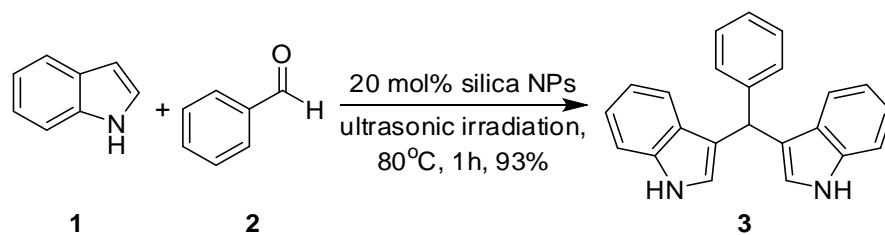


Figure 2-9 Synthesis of bis(indolyl)methane **3** using nanosilica gel as catalyst under ultrasonic irradiation 80°C

Marrelli et al. (2013) reported the synthesis of bis(indolyl)methane derivatives with different indoles and trimethoxyacetophenone that provided new compounds. First reaction was employed hydrochloric acid as a catalyst and second reaction was employed oxalic acid dihydrate ((CO₂H)₂·2H₂O) and *N*-cetyl-*N,N,N*-trimethylammonium bromide (CTAB) (Figure 2-10). Compound **14b** seems to be a promising compound potentially useful as anticancer agent, and further modifications of this molecule will be carried out in order to optimize the activity.

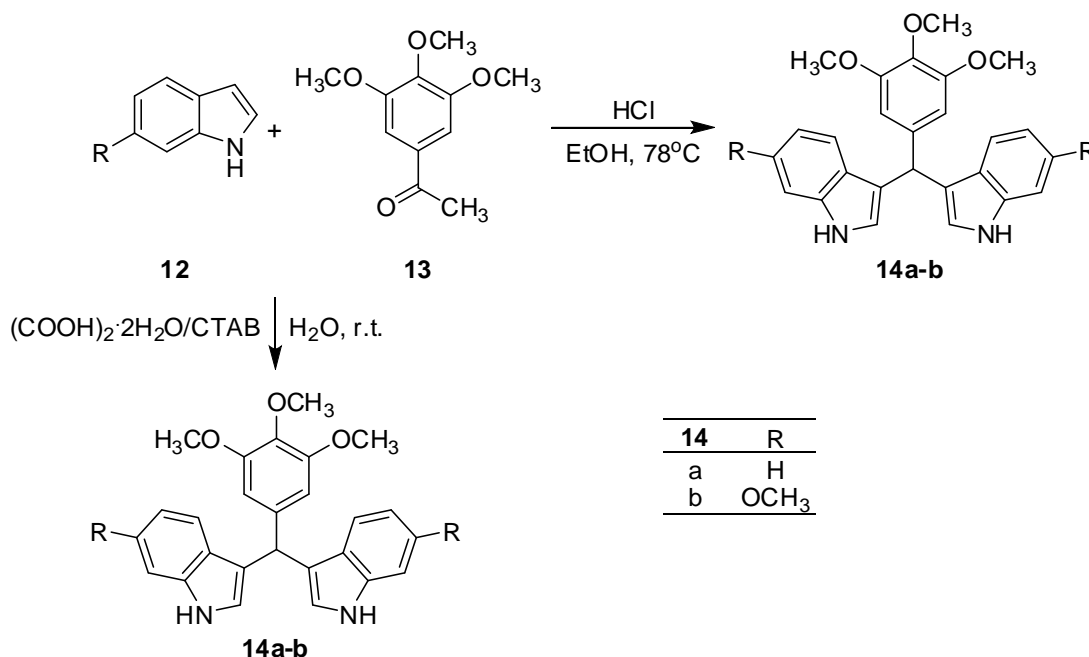


Figure 2-10 Synthesis of bis(indolyl)methanes **14a** and **14b**. **14a**: R = -H; **14b**: R = -OCH₃. Reagents and conditions: (a) HCl, EtOH, 78°C, 19 and 22 h for **14a** and **14b**, respectively. (b) (COOH)₂·2H₂O/CTAB, H₂O, room temperature, 7 and 10 h for **14a** and **14b**, respectively

Xu et al. (2013) have reported the synthesis of bis(indolyl)methanes using $\text{BF}_3 \cdot \text{Et}_2\text{O}$ as an efficient catalyst for electrophilic substitution reactions of indoles and carbonyl compounds with isolated yields up to 96%. There is mild and metal-free reaction conditions render this methodology a practical protocol (Figure 2-11).

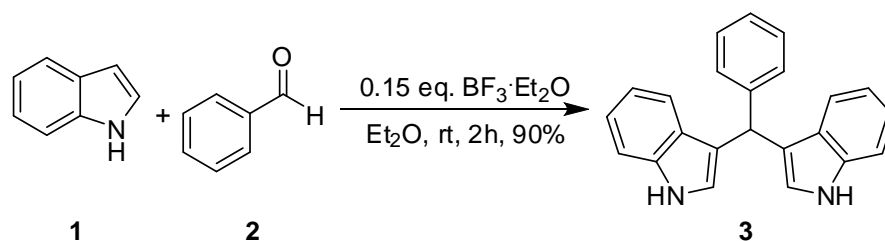
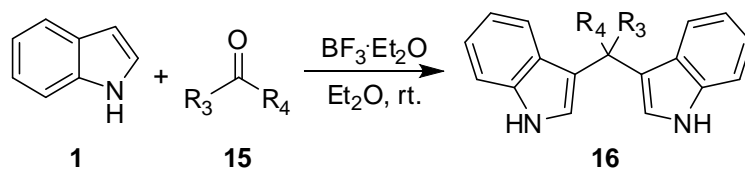


Figure 2-11 Synthesis of bis(indolyl)methane **3** using $\text{BF}_3 \cdot \text{Et}_2\text{O}$ as a catalyst

In this paper, the less reactive ketonic substrates were reported to evaluate this methodology with indoles. Aliphatic ketones such as acetone **15a** and 2-pentanone **15b** were examined and gave moderate yields over 24h. It is noteworthy that cyclohexanone provides the target product **16c** in 81% yield. In the case of aromatic ketones **16d-f**, yields of 9%, 35% and 11% were obtained, respectively (Table 2-1).



Entry	Ketone	Product	Time (h)	Yield (%) ^b
1	15a	16a	29	56
2	15b	16b	10	16
3	15c	16c	2	81
4	15d	16d	24	9
5	15e	16e	40	35
6	15f	16f	40	11

^a Reaction condition: ketones **15** (1 mmol), indole (2 equiv.) and $\text{BF}_3 \cdot \text{Et}_2\text{O}$ (0.15 equiv.) in Et_2O at room temperature

^b Isolated yields

The preparation of bis(indolyl)methane induced by $\text{BF}_3 \cdot \text{Et}_2\text{O}$ can be rationalized by the following mechanism (Figure 2-13). The initial step of the mechanism is the interaction between $\text{BF}_3 \cdot \text{Et}_2\text{O}$ and analog A to form the complex B, as in the $\text{R}_2\text{CO} \cdot \text{BF}_3$ complex, and then a molecule of indole attacks B to generate intermediate C, as in the $\text{R}_3\text{N}^+ \text{BF}_3^-$ complex. Through the strong interaction between nitrogen and $\text{BF}_3 \cdot \text{Et}_2\text{O}$ in C, an elimination of a molecule H_2O is accelerated, and intermediate C is transformed into D. Subsequently, another molecule indole is reacted with D via an aza-Michael addition to afford complex E. With a molecule $\text{BF}_3 \cdot \text{Et}_2\text{O}$ released, the bis(indolyl)methane F is produced, and the catalyst $\text{BF}_3 \cdot \text{Et}_2\text{O}$ then enters another catalytic cycle.

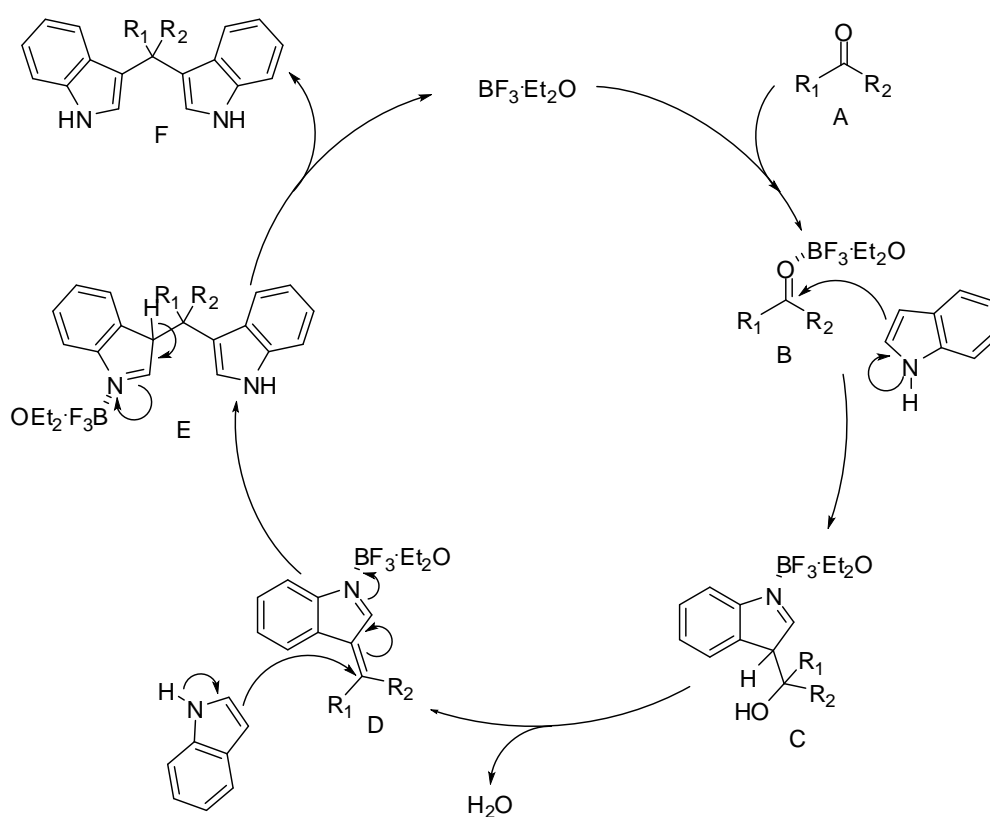


Figure 2-12 A proposed mechanism for the synthesis of indoles with different carbonyl compounds

Selected examples of the synthesis 1,2,3-triazole via 1,3-dipolar cycloaddition click reaction

Wu, Deng, Fang and Chen (2004) developed a general method for the synthesis of fluoroalkylated 1,4-disubstituted 1,2,3-triazole by a regioselective 1,3-dipolar cycloaddition of terminal alkynes of propionic esters with fluoroalkylazides catalyzed by Cu(I) salt in moderate to good yield (Figure 2-13 and Table 2-2).

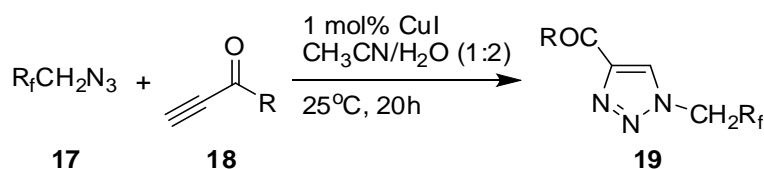
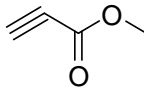
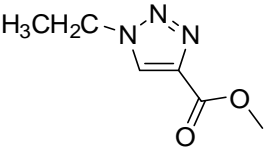
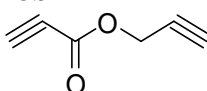
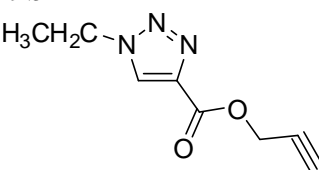
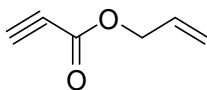
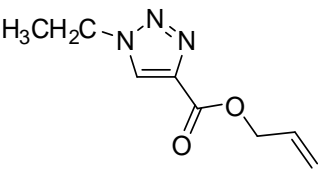
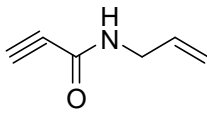
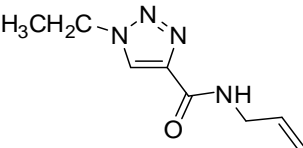


Figure 2-13 Reaction in aqueous and organic media

Table 2-2 The reaction of propiolic esters with fluoroalkyl azides

Entry	Azides	Alkyne	Product	Yield (%)
1	17a $\text{CF}_3\text{CH}_2\text{N}_3$	18a 	19a 	58
2	17a $\text{CF}_3\text{CH}_2\text{N}_3$	18b 	19b 	42
3	17a $\text{CF}_3\text{CH}_2\text{N}_3$	18c 	19c 	69
4	17a $\text{CF}_3\text{CH}_2\text{N}_3$	18d 	19d 	49

It was interesting to note that, high selectivity of the two triple bonds was observed for propiolic ester **18b**. If one equivalent of azide was added, the triple bond of propiolic acid participated in the reaction. No product reacted with the triple bond of propargyl alcohol was detected. If two equivalents of azide was added, then both triple bonds in the substrate reacted with azide, bis-1,2,3-triazole **20** was formed (Figure 2-14).

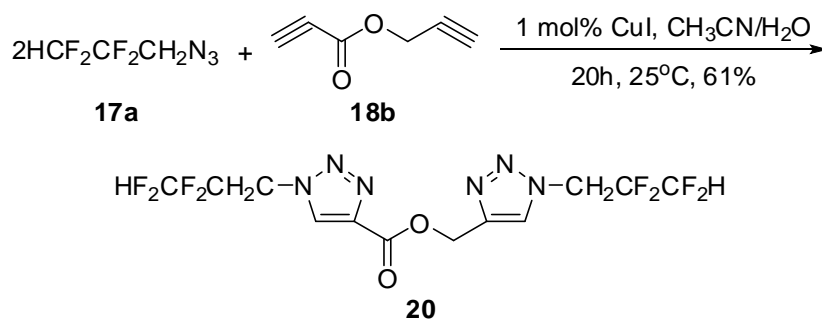


Figure 2-14 1,3 dipolar cycloaddition of azides and alkynes catalysed by CuNPs

Alonso, Moglie, Radivoy and Yus (2009) have introduced a catalytic system, based on CuNPs, that effectively catalyses the 1,3-dipolar cycloaddition of a variety of azides and terminal alkynes furnishing the corresponding 1,2,3-triazoles in excellent yields (88-98%) (Figure 2-15).

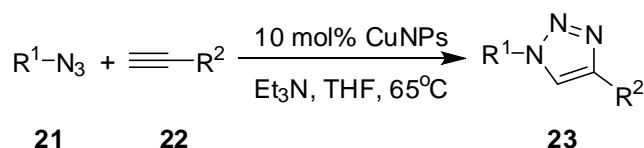
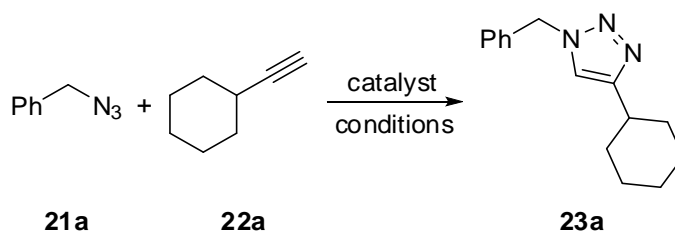


Figure 2-15 1,3 dipolar cycloaddition of azides and alkynes catalysed by CuNPs

Benzyl azide **21a** and cyclohexylacetylene **22a** were used as model substrates in order to optimize the reaction conditions (Table 2-3). Two blank experiments carried out in the absence of Cu but under the conditions of generation of the CuNPs (with or without Et₃N) led to the starting **21a** and **22a**. The presence of Et₃N was shown to be indispensable for the reaction to take place (Table 2-3, entry 1). The CuNPs in stoichiometric amounts were shown to be superior to other sources of copper, leading to **23a** in the highest yield and shortest reaction time (Table 1, entries 2–6). The product yields were also excellent by decreasing the amount of CuNPs up to 1 mol %, albeit longer reaction times were required (Table 1, entries 7-11).

Table 2-3 Examples of the copper-catalyzed 1,3 dipolar cycloaddition of benzyl azide and cyclohexylacetylene^a.



Entry	Catalyst (mol%)	Additive (mmol)	Temp. (°C)	Time (h)	Yield (%) ^b
1	CuNPs (100)	None	25	12	0
2	CuNPs (100)	Et ₃ N (1)	25	1	98
3	Cu (100) ^c	Et ₃ N (1)	25	2	0
4	Cu ₂ O (100)	Et ₃ N (1)	25	2	0
5	CuCl ₂ (100)	Et ₃ N (1)	25	2	0
6	CuCl (100)	Et ₃ N (1)	25	2	0
7	CuNPs (20)	Et ₃ N (1)	25	6	98
8	CuNPs (10)	Et ₃ N (1)	25	6	98
9	CuNPs (5)	Et ₃ N (1)	25	24	98
10	CuNPs (2)	Et ₃ N (1)	25	24	100
11	CuNPs (1)	Et ₃ N (1)	25	24	100

^a **21a** (1 mmol) and **22a** (1 mmol) in THF

^b GLC yield

^c Cu powder (1-5 μm)

González et al. (2011) showed appropriate conditions for alkynes and azides that efficiently converted into 1,2,3-triazoles or bistriazoles through variations of temperature and NaOH concentration. Temperature is an important factor in the copper catalyzed alkyne azide cycloaddition under oxidative conditions. 1,2,3-Triazoles were obtained in high yields when several alkynes and azides were reacted at methanol reflux using catalytic amounts of both copper iodide and sodium hydroxide. On the other hand, bistriazoles **27** were major products when reactions were performed at -35°C using excess sodium hydroxide (Figure 2-16).

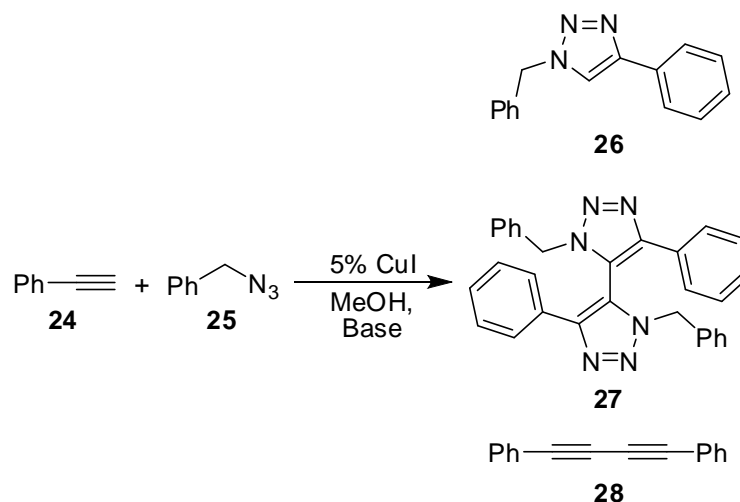


Figure 2-16 Cu-catalyzed cycloaddition between alkyne **24** and azide **25**

Pathigoolla, Pola, & Sureshan (2012) presented a novel and high yielding methodology for room temperature azide–alkyne click cycloaddition using in situ generated CuNPs/clusters as the active catalyst which no requirement of stabilizer/support. This reaction can be carried out in open air condition and requires no special reaction conditions and chromatographic separation. The versatility of this methodology has been illustrated by the facile reaction of a variety of azides such as aliphatic, aromatic, benzylic and glycosyl azides with diverse alkynes. This methodology is very attractive as it can be adopted in aqueous (Figure2-17), organic (Figure2-17), mixed solvent (Figure2-18) and solvent-free (Figure2-19) conditions.

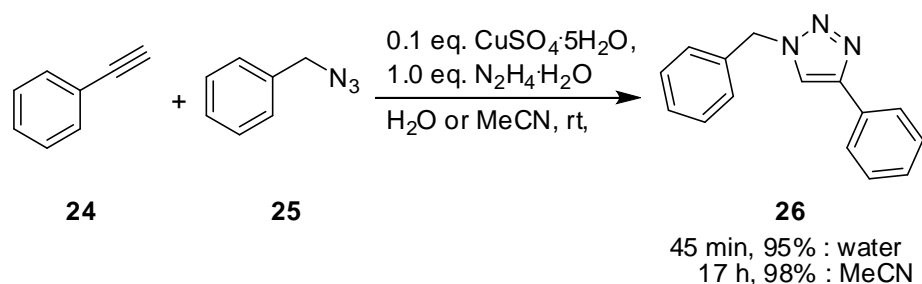


Figure 2-17 Reaction in aqueous and organic media conditions

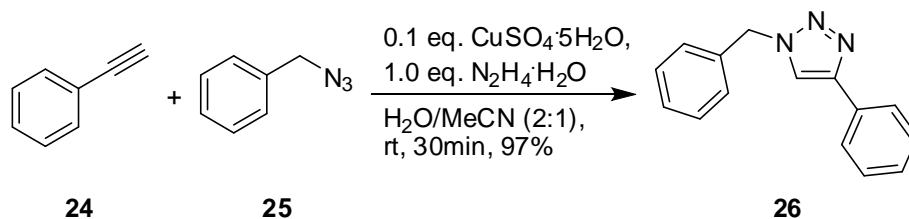


Figure 2-18 Reaction in solution conditions

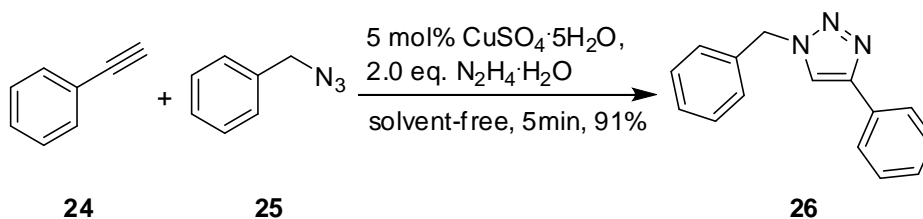


Figure 2-19 Reaction solvent-free conditions

Selected example of the synthesis *N*-propargyl bis(indolyl) methanes or 3,3'-(phenylmethylene)bis(1-(prop-2-ynyl)-1H-indole) triazole

Damodiran, Muralidharan, Parammasivan and Perumal (2009) developed a new methodology for the synthesis and biological evaluation of diverse heterocyclic compound. *N*-propargyl bis(indolyl)methanes were synthesized via 1,3-dipolar cycloaddition with sodium azide using CuI as a catalyst in polyethyleneglycol-400. The synthesized compounds have also been screened for antibacterial and antifungal activity. The method is mild reaction condition, safe and efficient for the generation of 1,4-disubstituted 1,2,3-triazole in a complete regioselective manner, avoids isolation, handling of potential unstable organic azide, providing triazole pure form in high yields (Figure 2-20), Compound **29** showed good activity (20mm inhibition) against *S. aureus* (Table 2-4).

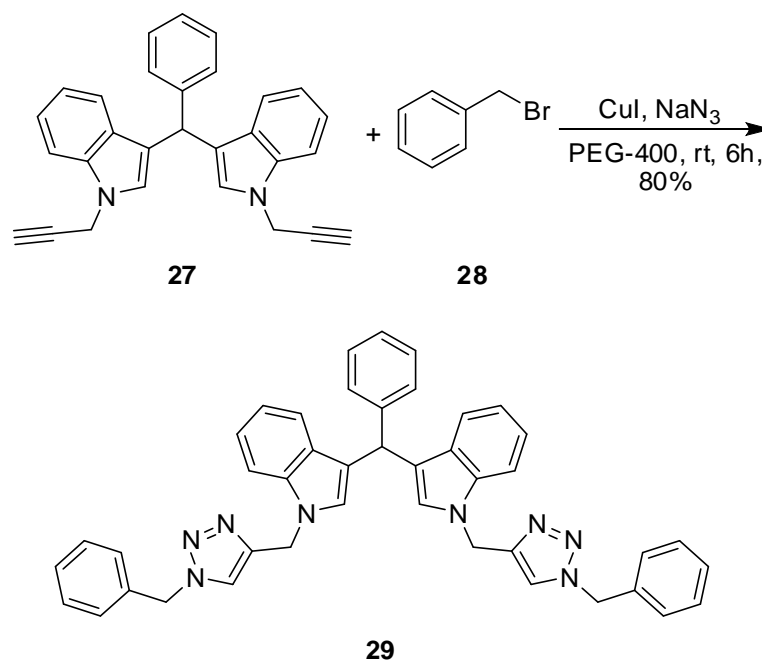


Figure 2-20 Synthesis of 1,2,3-triazole derivatized bis(indolyl)methane **29**

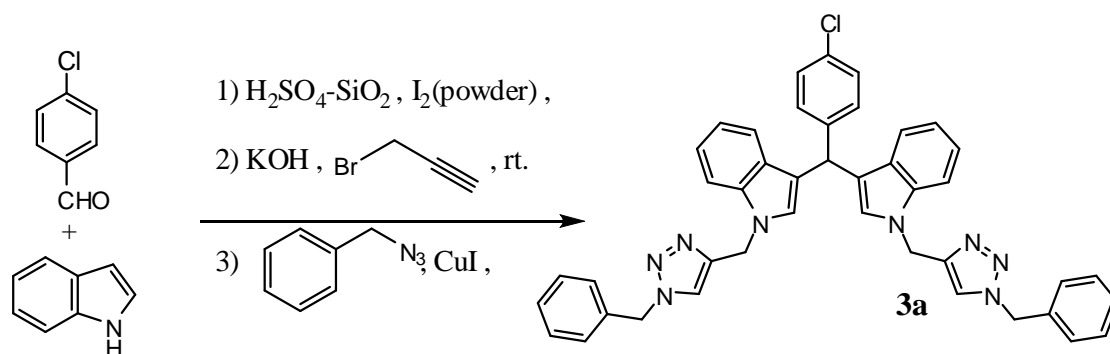
Table 2-4 The antibacterial and antifungal screening data

Compound	Zone of inhibition (in mm)	
	Antibacterial activity	Antifungal activity
	<i>S. aureus</i>	<i>C. albicans</i>
29	20	16
Ciprofloxacin	22	-
Ketoconazole	-	24

Chapter 2: Results and Discussions

This research work is contained two parts, in part 1 is the optimization studies of the synthesis of bisindole-triazole for obtaining the best results to perform each step of reactions. Part two is the detail of the one-pot synthesis of bisindole triazole using the optimized conditions from part one.

We designed to synthesize bisindole-triazole and investigate the possibility of performing the one-pot three-steps sequence. The reactions were carried out involving Friedel-Crafts reactions of indoles **1** with aldehyde **2** followed by *N*-propargylation of the resulting bisindole with propargyl bromide and the click reaction of alkyl azides to obtain bis-indole-1,4-disubstituted-1,2,3-triazoles (Scheme 1).



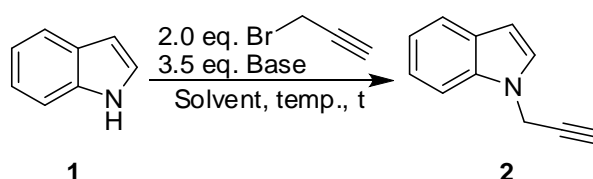
Scheme 1 One pot synthesis analogues of 3,3'-(phenylmethylene)bis(1-(prop-2-ynyl)-1H-indole) triazole

Part 1 Optimization studies for each step of Friedel-Crafts reactions, *N*-propargylation and Click reactions

To perform the one-pot three-steps sequence, the reaction condition was studied to find the best condition for each step. In the beginning of the project, we studied and optimized the condition of *N*-propargylation.

-Optimization studies for *N*-propargylation

We investigate the synthesis of 1-(prop-2-ynyl)-1H-indole **2** via *N*-propargylation reaction from readily available indole **1** and propargyl bromide.



In order to optimize the reaction conditions, including bases, solvents, and temperature, the reaction of indole **1** and propargyl bromide (2.0 equiv) was selected as a model reaction in different conditions. The results are listed in Table 1. The initial reaction using KOH in CH₃CN at room temperature for two hours afforded 1-(prop-2-ynyl)-1H-indole **2** in 70 % yield (Table 1, Entry 1). In entry 2, the reaction was carried out by NaOH for twenty-four hours gave product **2** in 49 % yield (Table 1, Entry 2). By using NaOH in CH₃CN at 50°C for twenty-four hours, the product **2** was obtained in 67% yield (Table 1, Entry 3). By using NaOH in 1.0 mL of CH₃CN at room temperature for twenty-four hours, the product **2** was obtained in 57% yield (Table 1, Entry 4). By using KOH in H₂O at room temperature for twenty-four hours, no any reaction conversions were observed on TLC. By using KOH in CH₃CN at room temperature for twenty-four hours, no any conversions on TLC (Table 1, Entry 5). In the last entry, the reaction was carried out in THF for one hundred twenty hours gave product **2** in 47% yield (Table 1, Entry 6).

Table 1 Synthesis of 1-(prop-2-ynyl)-1H-indole **2** under various conditions

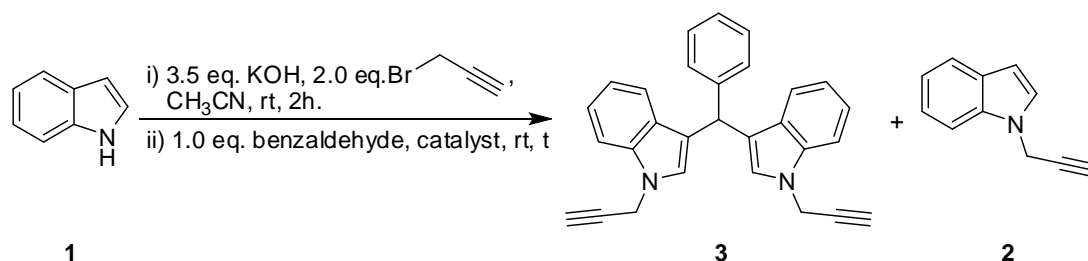
Entry	Base	Solvent	Temp.	Time	Yield (%)
1	KOH	CH ₃ CN	r.t.	2h	70
2	NaOH	CH ₃ CN	r.t.	24h	49
3	NaOH	CH ₃ CN	50°C	24h	67
4 ^a	NaOH	CH ₃ CN	r.t.	24h	57
5	KOH	H ₂ O	r.t.	24h	no rxn.
6	KOH	THF	r.t.	120h	47

^a CH₃CN 1.0 mL

As shown in Table 1, the optimum reaction conditions were determined as following: KOH, CH₃CN (2.0 mL) were used as base and solvent at room temperature (Table 1, Entry 1).

-Optimization studies for *N*-propargylation and Friedel-Crafts reaction using various catalysts

Subsequently, we studied the synthesis of 3,3'-(phenylmethylene) bis(1-(prop-2-ynyl)-1H-indole) **3** via one-pot *N*-propargylation by using the optimized condition, and Friedel-Crafts reaction from readily available benzaldehyde.



For the first step, the reaction was carried out by the optimum reaction condition from entry 1 of Table 1. The second step of Friedel-Crafts reaction, benzaldehyde (1.0 equiv) was selected as a model reaction in different conditions. The results are listed in Table 4-2. The initial reaction using 10 mol% of I₂ for eighteen hours afforded 1-(prop-2-ynyl)-1H-indole **2** in 44% yield (Table 2, Entry 1). In entry 2, the reaction was carried out by 10 mol% of InCl₃ for eighteen hours gave product **2** in 44% yield (Table 2, Entry 2). By lowering used 10 mol% of CdI₂ for eighteen hours, the product **2** was obtained in 30% yield (Table 2, Entry 3). By lowering used 10 mol% of ZnCl₂ for eighteen hours, the product **2** was obtained in 50% yield (Table 2, Entry 4). By lowering used 20 mol% of ZnCl₂ for four hours, the product **2** was obtained in 63% yield (Table 2, Entry 5). In the last entry, the reaction was carried out by 50 mol% of ZnCl₂ for four hours, the product **2** was obtained in 54% yield (Table 2, Entry 6). Compound **3** was not obtained from any reactions in Table 2.

Table 2 Synthesis of 3,3'-(phenylmethylene)bis(1-(prop-2-ynyl)-1H-indole) **3** under various conditions

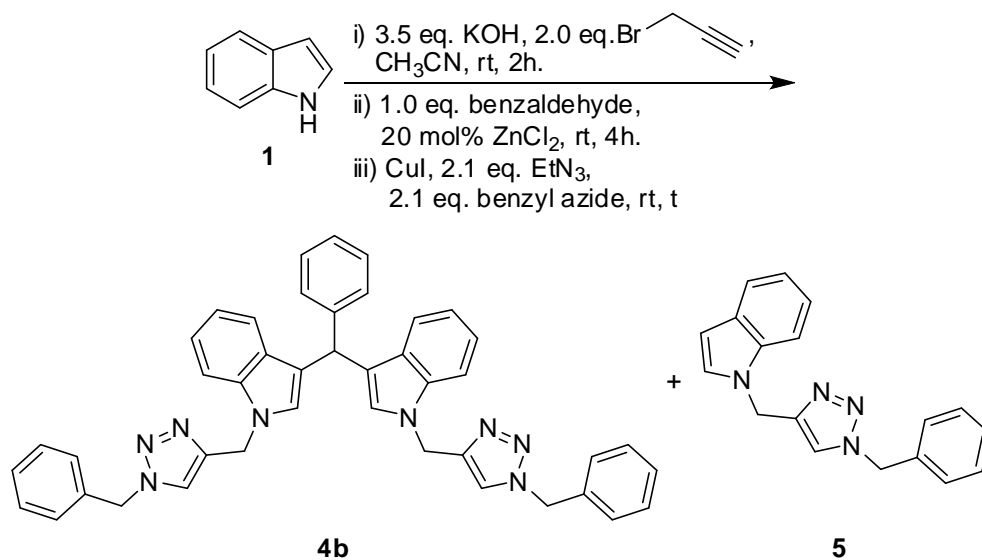
Entry	Catalyst (mol%)	Time (h)	Yield (%)	
			Compound 2	Compound 3
1	I ₂ (10)	18	44	0
2	InCl ₃ (10)	18	44	0
3	CdI ₂ (10)	18	30	0
4	ZnCl ₂ (10)	18	50	0
5	ZnCl ₂ (20)	4	63	0
6	ZnCl ₂ (50)	4	54	0

As shown in Table 2, the optimum reaction conditions were determined using 20 mol% of ZnCl₂ as a catalyst at room temperature (Table 2, Entry 5).

The optimized reaction condition was used in the second step (Friedel-Crafts reaction) of the synthesis of 3,3'-(phenylmethylene) bis(1-(prop-2-ynyl)-1H-indole) triazole *via* one-pot *N*-propargylation, Friedel-Crafts reaction and 1,3-dipolar cycloaddition click reaction.

-Optimization studies for one-pot *N*-propargylation, Friedel-Crafts reaction and 1,3-dipolar cycloaddition click reaction using various catalysts

We investigated the synthesis of 3,3'-(phenylmethylene)bis(1-(prop-2-ynyl)-1H-indole) triazole **4b** via one-pot *N*-propargylation, Friedel-Crafts reaction, used the optimized condition, and 1,3-dipolar cycloaddition click reaction from readily available benzyl azide.



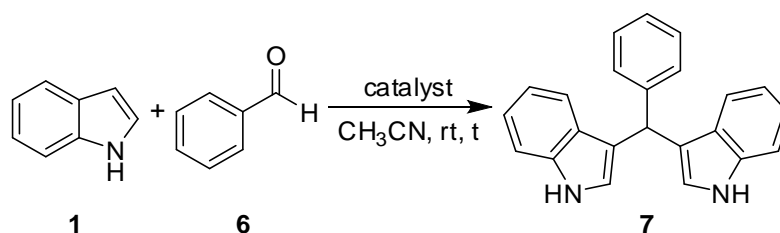
The first step and the second step of the reaction were carried out by the optimum reaction condition from entry 1 of Table 1 and entry 5 of Table 2, respectively. The third step of 1,3-dipolar cycloaddition click reaction, benzyl azide (2.1 equiv) was selected as a model reaction in different conditions. The results are listed in Table 3. The initial reaction using 10 mol% of CuI for 30 minutes afforded 1-((1-benzyl-1H-1,2,3-triazol-4-yl)methyl)-1H-indole **5** in 41% yield (Table 3, Entry 1). In entry 2, the reaction was carried out by 25 mol% of CuI for 1 minute gave product **5** in 75% yield (Table 3, Entry 2). By using 50 mol% of CuI for one minute, the product **5** was obtained in 64% yield (Table 3, Entry 3). In the last entry, the reaction was carried out by 25 mol% of CuI for 30 minutes, the product **5** was obtained in 33% yield (2, Entry 4). Compound **4b** was not obtained from any reactions in Table 3.

Table 3 Synthesis of 3,3'-(phenylmethylene)bis(1-(prop-2-ynyl)-1H-indole) triazole **4b** under various conditions

Entry	CuI (mol%)	Additive	Time (min)	Yield (%)	
				Compound 4b	Compound 5
1	10	Et ₃ N	30	0	41
2	25	Et ₃ N	1	0	75
3	50	Et ₃ N	1	0	64
4	25	-	30	0	33

As shown in Table 3, the target compound **4b** was not obtained from reactions using ZnCl₂ as a catalyst in Friedel-Crafts reaction. Then, we investigated new catalyst for performing the reaction, however the reaction condition in the last step (1,3-dipolar cycloaddition click reaction) was optimized using 25 mol% of CuI and Et₃N at room temperature (Table 3, Entry 2).

-Optimization studies for the synthesis of 3,3'-(phenylmethylene)bisindole via Friedel-Crafts reaction using various catalysts



We investigated the synthesis of 3,3'-(phenylmethylene)bisindole **7** via Friedel-Crafts reaction from readily benzaldehyde **6** and CH₃CN using various catalysts. The reaction of indole **1** and benzaldehyde **6** was selected as a model reaction in different conditions. The results are listed in Table 4. The initial reaction using 20 mol% of ZnCl₂ in CH₃CN at room temperature for 26 hours, bisindole **7** was not obtained in this reaction (Table 4, Entry 1). In entry 2, the reaction was carried out by H₂SO₄-SiO₂ for 24 hours, the product **7** was not obtained in this reaction (Table 4, Entry 2). In the last entry, the reaction was carried out by H₂SO₄-SiO₂/I₂ for 30 minutes gave product **7** in 52% yield (Table 4, Entry 3).

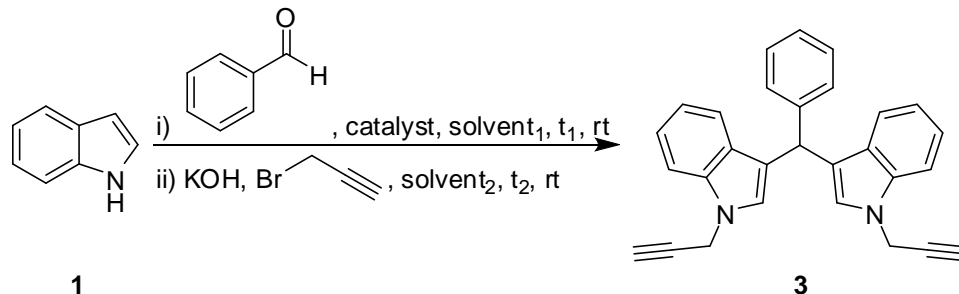
Table 4 Synthesis of 3,3'-(phenylmethylene)bisindole**7** under various conditions

Entry	Catalyst (mol%)	Time	Yield (%)
1	ZnCl ₂ (20)	26 h	0
2	H ₂ SO ₄ -SiO ₂ ^a	24 h	no rxn.
3	H ₂ SO ₄ -SiO ₂ ^a /I ₂ (20)	30 min	52

As shown in Table 4, the optimum reaction conditions were carried out using H₂SO₄-SiO₂/I₂ as catalysts at room temperature (Table 4, Entry 3). This optimized reaction condition was used for the synthesis of 3,3'-(phenylmethylene)bis(1-(prop-2-ynyl)-1H-indole) *via* one-pot reaction.

-Optimization studies for the synthesis of 3,3'-(phenylmethylene)bis(1-(prop-2-ynyl)-1H-indole) *via* one-pot Friedel-Crafts reaction and *N*-propargylation reaction under various catalysts and solvents.

We studied the synthesis of 3,3'-(phenylmethylene)bis(1-(prop-2-ynyl)-1H-indole) **3** by changing the order of reactions by performing Friedel-Crafts reaction in the first step followed by *N*-propargylation.



The reaction was carried out from readily available indole**1**, benzaldehyde, KOH and propargyl bromide. In order to optimize reaction conditions, catalysts and solvents were optimized in each reaction. The first step of Friedel-Crafts reaction of indole**1** and benzaldehyde was selected as a model reaction in different conditions followed by *N*-propargylation, propargyl bromide was selected as a model reaction in different conditions. The results are listed in Table 5. The initial reaction using I₂ powder and H₂SO₄-SiO₂ in CH₃CN at room temperature for 15 minutes in the first step and 24 hours in the second step, 3,3'-(phenylmethylene)bis(1-(prop-2-ynyl)-1H-indole) product **3** was not obtained in this reaction (Table 5, Entry 1). In entry 2, the reaction was carried out by I₂ powder for 45 minutes, the product **3** was not obtained from this reaction (Table 5, Entry 2). By using 20 mol% of I₂ powder in toluene in the first step for 1 hour and used CH₃CN in the second step for 20 hours, the product **3** was obtained in 60% yield (Table 5, Entry 3). In the

last entry 20 mol% of I₂ pellet and H₂SO₄-SiO₂ for 45 minutes in the first step and 44 hours in the second step, the product **3** was obtained in 41% yield (Table 5, Entry 4).

Table 5 Synthesis of 3,3'-(phenylmethylene)bis(1-(prop-2-ynyl)-1H-indole) **3** under various conditions

Entry	Catalyst (mol%)	Solvent ₁	Solvent ₂	t ₁ (h)	t ₂ (h)	Yield (%)
1	H ₂ SO ₄ -SiO ₂ ^a / I ₂ powder (20)	CH ₃ CN	-	0.25	24	- ^b
2	I ₂ powder (20)	CH ₃ CN	-	0.75	0.75	- ^c
3	I ₂ powder (20)	Toluene	CH ₃ CN	1	20	60
4	H ₂ SO ₄ -SiO ₂ ^a / I ₂ pellet (20)	Toluene	CH ₃ CN	0.75	44	41

^a H₂SO₄-SiO₂ used 70-80 mg


^b No reaction was observed in the second step

^c Significant peak was not showed in crude nmr spectrum

As shown in Table 5 Entry 3, this optimized reaction condition was used in the synthesis of 3,3'-(phenylmethylene)bis(1-(prop-2-ynyl)-1H-indole) **3**. Compound **3** was used as a precursor in the synthesis analogues of 3,3'-(phenylmethylene)bis(1-(prop-2-ynyl)-1H-indole) triazole via 1,3-dipolar cycloaddition click reaction.

Synthesis analogues of 3,3'-(phenylmethylene)bis(1-(prop-2-ynyl)-1H-indole) triazole via 1,3-dipolar cycloaddition click reaction under optimized reaction condition.

With compound **3** in hand, we synthesized 3,3'-(phenylmethylene)bis(1-(prop-2-ynyl)-1H-indole) triazole via 1,3-dipolar cycloaddition click reaction by carrying out the reaction using a variety of azides. As shown in Table 6, a wide range of azides gave the desired product 3,3'-(phenylmethylene)bis(1-(prop-2-ynyl)-1H-indole) triazoles **3a-3o** in fair to high yields. The structures of **3a-3o** are shown in Figure 6.



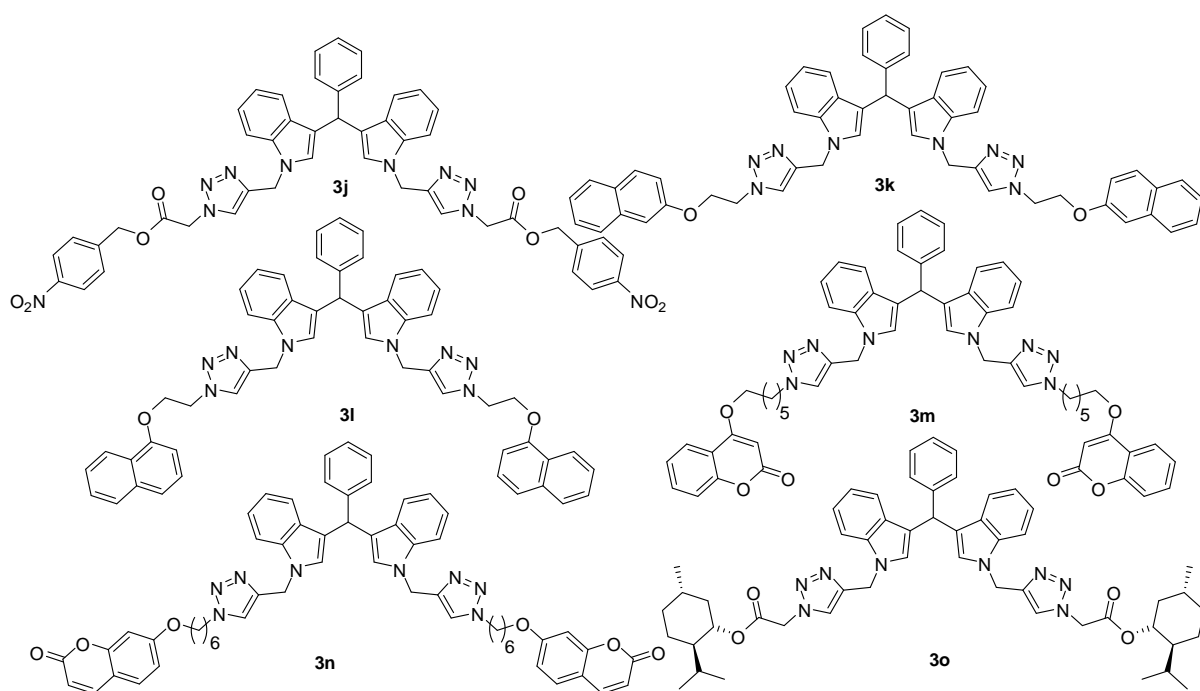
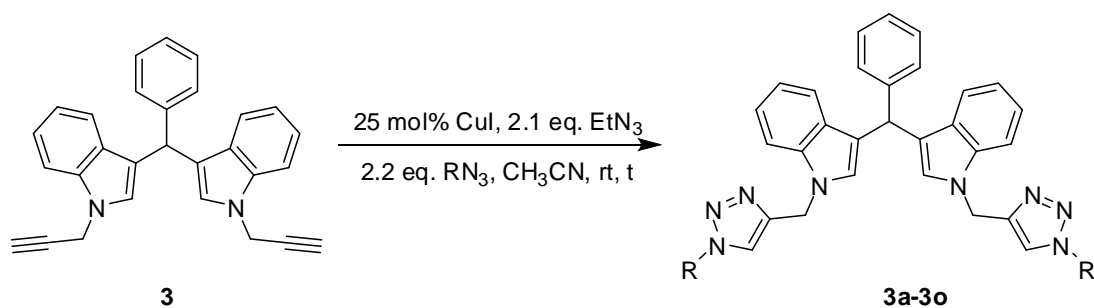


Figure 6 3,3'-(phenylmethylene)bis(1-(prop-2-ynyl)-1H-indole)triazoles

Table 6 Synthesis of 3,3'-(phenylmethylene)bis(1-(prop-2-ynyl)-1H-indole)triazole **3a-3o** via 1,3-dipolar cycloaddition click reaction.



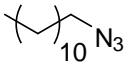
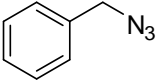
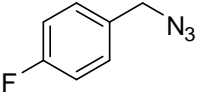
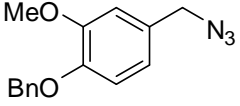
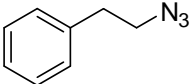
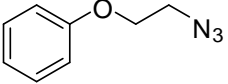
Entry	Azide	Time (min)	Product	Yield (%)
1		20	3a	88
2		5	3b	98
3		60	3c	79
4		25	3d	25
5		20	3e	97
6		120	3f	67

Table 6 (continued)

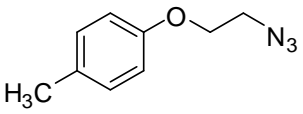
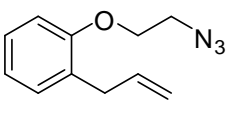
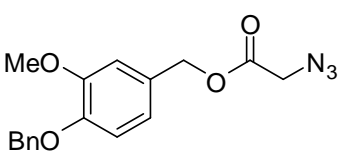
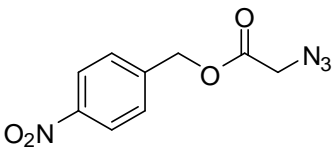
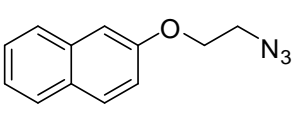
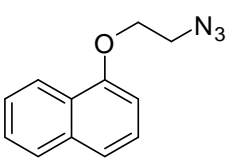
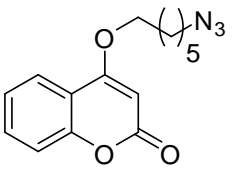
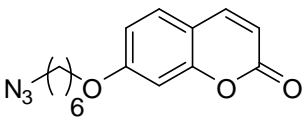
Entry	Azide	Time (min)	Product	Yield (%)
7		45	3g	88
8		120	3h	98
9		30	3i	29
10		20	3j	27
11		20	3k	53
12		60	3l	70
13		120	3m	84
14		60	3n	41

Table 6 (continued)

Entry	Azide	Time (min)	Product	Yield (%)
15		120	3e	92

In the first part of project, we synthesized 3,3'-(phenylmethylene)bis(1-(prop-2-ynyl)-1H-indole) **3** in one pot two steps of Friedel-Craft alkylation and propargylation for using as precursor in the click reaction. Then the desired product 3,3'-(phenylmethylene)bis(1-(prop-2-ynyl)-1H-indole) triazoles **4** were prepared *via* 1,3-dipolar cycloaddition click reaction by carrying out the reaction of bisindole **3** with a variety of azides to obtain bisindoletriazoles fifteen analogues.

Part 2 Synthesis of 3,3'-(4-chlorophenylmethylene)-bis-(1-(prop-2-ynyl)-1H-indole)triazole derivatives via one-pot 3 steps Friedel-Craft alkylation, propargylation and click reaction.

To investigate the condition for one pot synthesis of bisindole-triazole, the reaction condition using our previous study was employed. The conditions were optimized by performing of various benzaldehyde (1 equiv.) **1** and indole **2** (2.2 equiv.) using I₂ powder (0.03 mmol) and H₂SO₄-SiO₂ (0.0120g) as a catalyst in first step, KOH (1.90 mmol) as a base and propargyl bromide (2.2 equiv.) in second step, (azidomethyl)benzene(2.2 equiv.) and CuI (25% mol) as catalysts in final step. This reaction was studied as a model reaction in different condition. The results are listed in Table 1 and Fig 1. Five synthetic compounds were obtained in fair to excellent yields from this study.

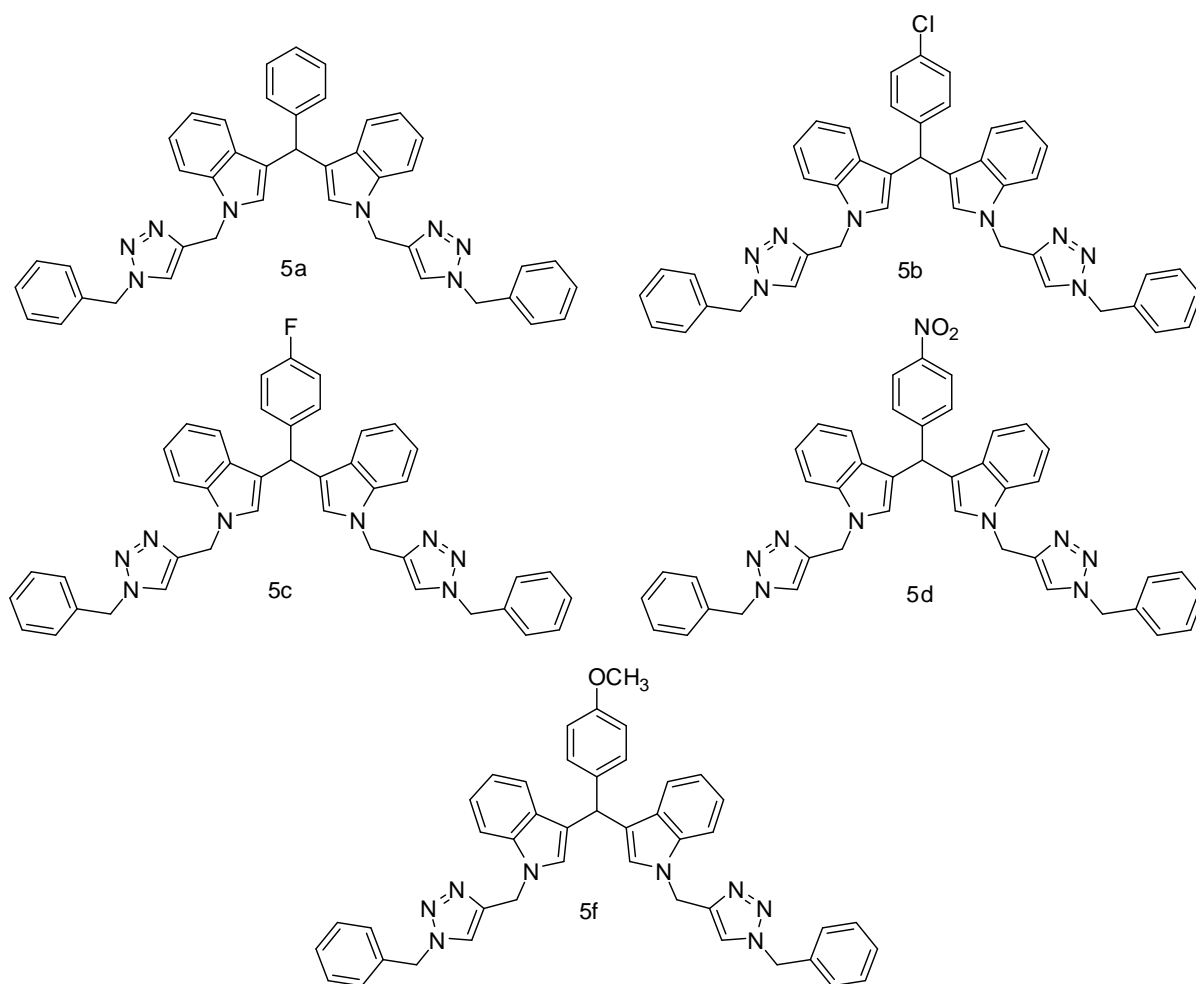
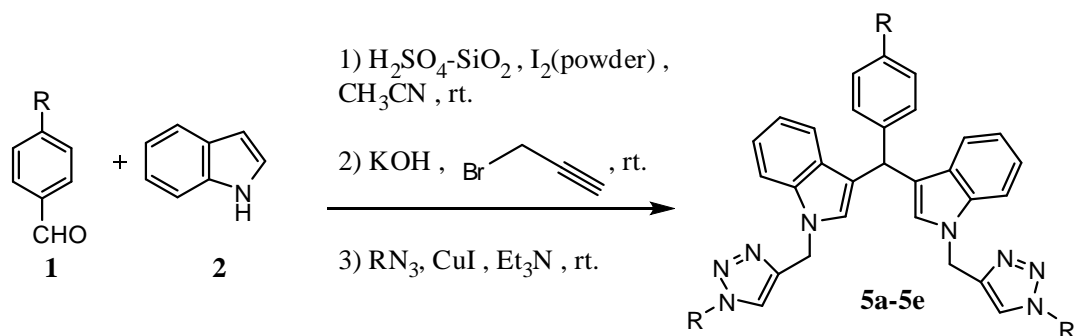


Fig 1. Five synthetic compounds from one pot reactions

Table 1 Synthesis of 3,3'-(phenylmethylene)bis(1-(prop-2-ynyl)-1*H*-indole) triazole *via* one-pot 3 step by carrying out the reaction using a variety of benzaldehyde

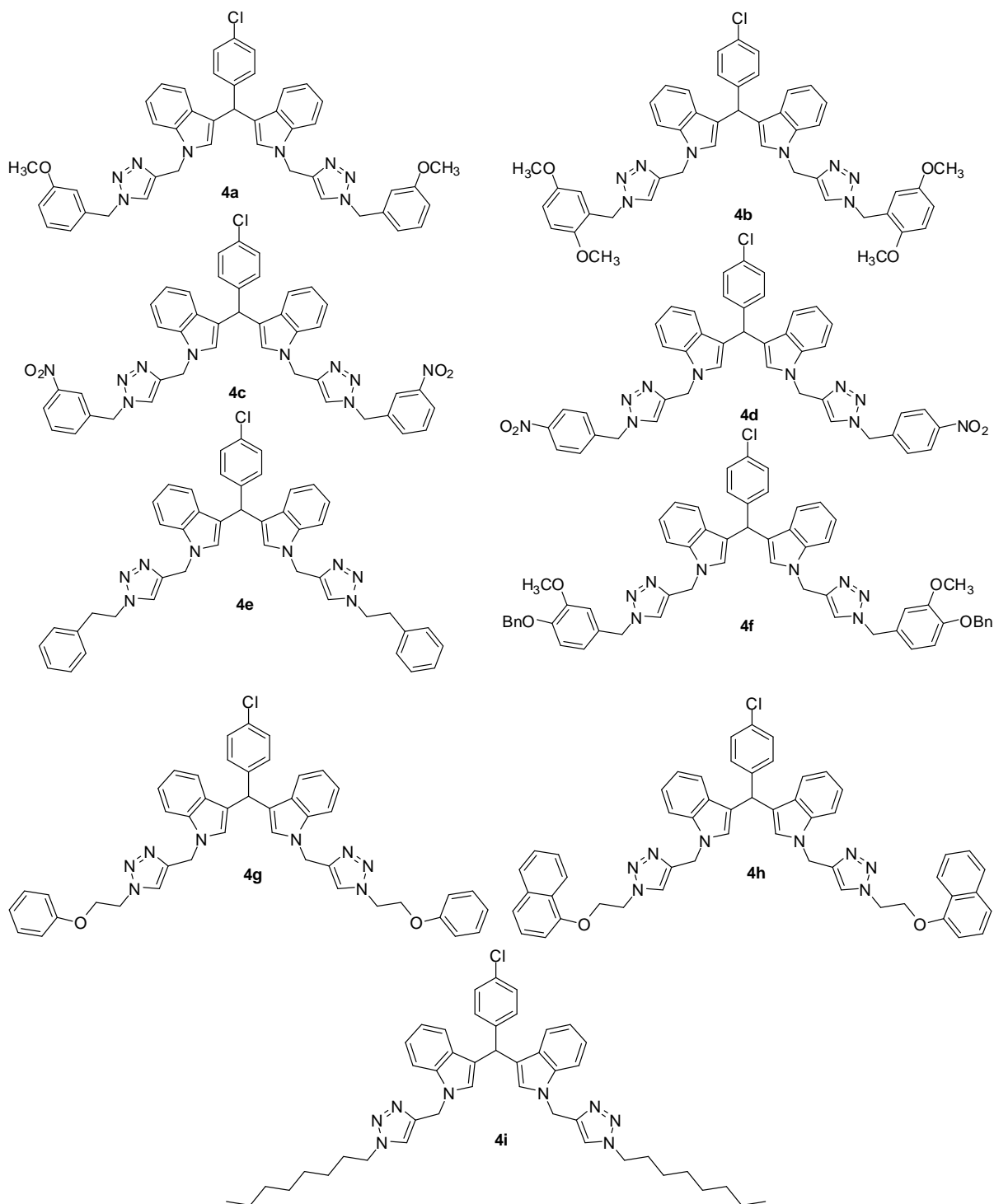


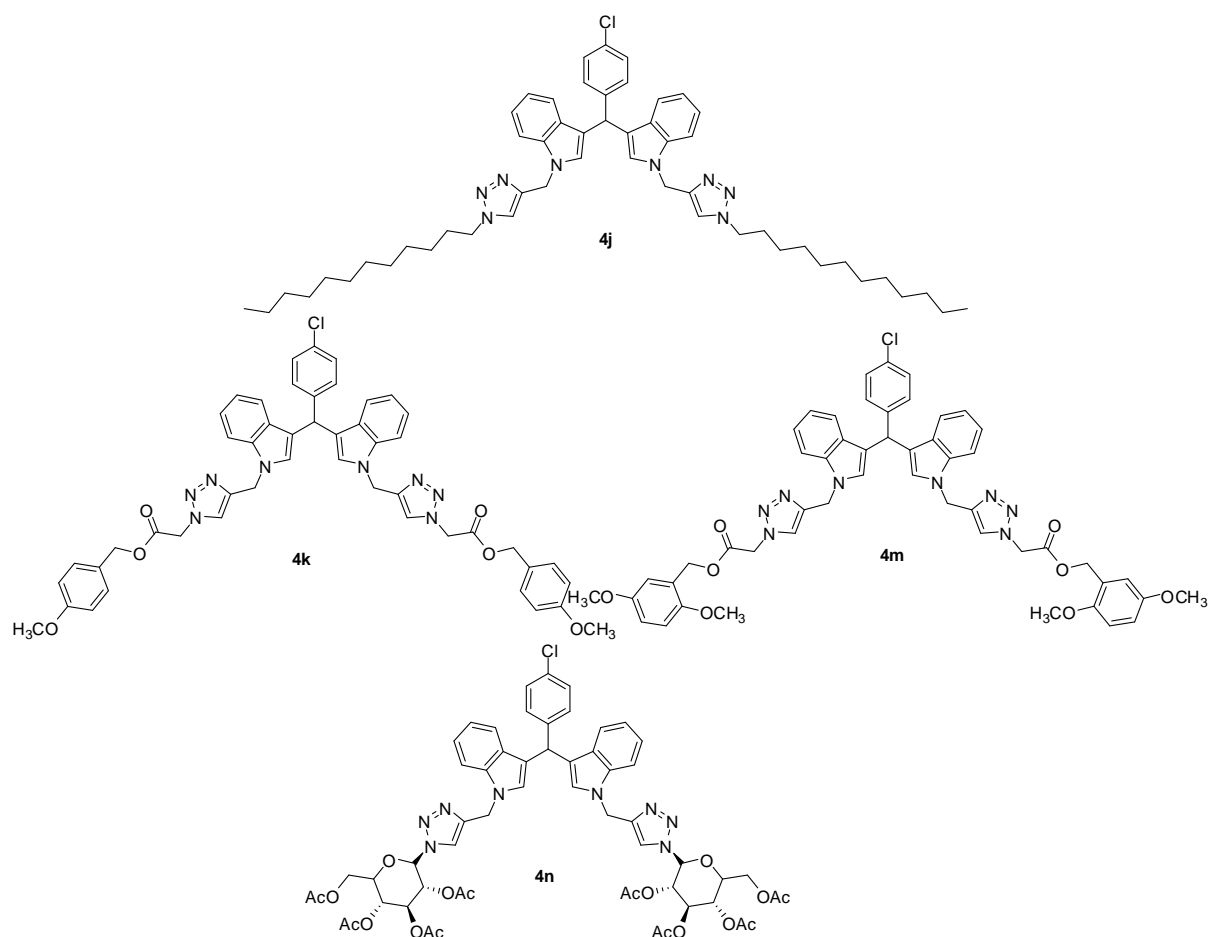
Entry	aldehyde	Alkyl azide	Yield (%)
1			98
2			17
3			97
4			78
5			92

As shown in Table 1, the optimum reaction conditions were found when 4-chlorobenzaldehyde was used as starting material to perform one pot reaction at room temperature (Table 1, Entry 1). This condition was used in the synthesis of 3,3'-(phenylmethylene)bis(1-(prop-2-ynyl)-1*H*-indole) triazole *via* one-pot 3 steps using various azide derivatives.

Synthesis of 3,3'-(4-chlorophenylmethylene)bis(1-(prop-2-ynyl)-1*H*-indole) triazole via one-pot 3 steps using various azide derivatives.

With the optimized reaction condition in hand, we investigated the generality of this reaction by carrying out the reaction using various azide derivatives. As shown in Figure 2 and Table 2, a wide range of azides gave the desired synthesis of 3,3'-(4-chlorophenylmethylene)bis(1-(prop-2-ynyl)-1*H*-indole) triazole **4a-4n** in low to good yields.

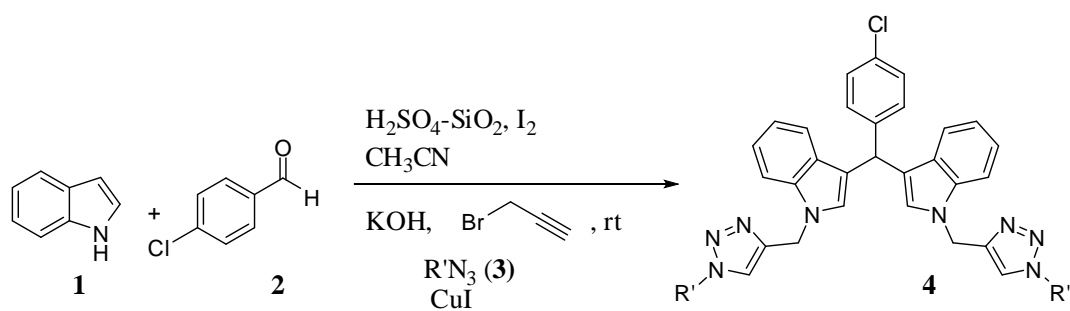




The procedure for the one pot reaction was carried out by; the first step, a stirred solution of indole **1** (3.0 equiv., 0.60 mmol) in CH₃CN (0.60 mL) was added 4-chlorobenzaldehyde **2** (1.0 equiv., 0.20 mmol). Then the stirring was added I₂ powder (0.03 mmol) and H₂SO₄-SiO₂ (0.0120 g) at room temperature. The stirring was continued at room temperature for 15 min. In the second step, the stirring was added KOH (9.5 equiv., 1.90 mmol) and propargyl bromide (3.0 equiv., 0.60 mmol) at room temperature. The stirring was continued at room temperature for 1 h. The reaction mixture was added CH₃CN (0.30 mL) and stirred at room temperature. Finally, the mixture was added CuI (0.35 equiv., 0.06 mmol), Et₃N (3.0 equiv., 0.60 mmol) and azide (3.0 equiv., 0.60 mmol) at room temperature. After TLC showed the completed conversion, the reaction mixture was diluted with EtOAc, washed with saturated cool aqueous Na₂S₂O₃. The organic phase was collected and washed with water, then dried with anhydrous Na₂SO₄, filtered and evaporated in *vacuo*. The crude product was purified by silica gel column to afford bis-indole-1,4-disubstituted-1,2,3-triazoles **4**.

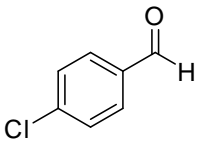
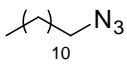
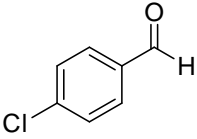
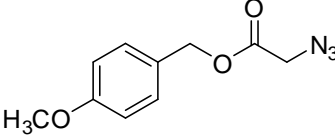
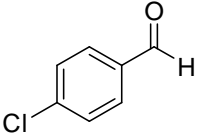
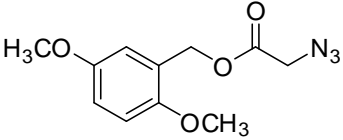
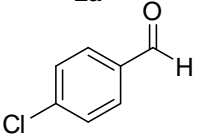
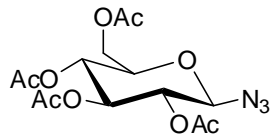
The desired products of the Friedel-Crafts reactions, *N*-propargylation and the click reaction as a sequential one-pot-like reaction of various alkyl azides were shown in Table 2.

Table 2 Synthesis of bis-indole-1,4-disubstituted-1,2,3-triazoles **4** via the one-three step by various alkyl azide.



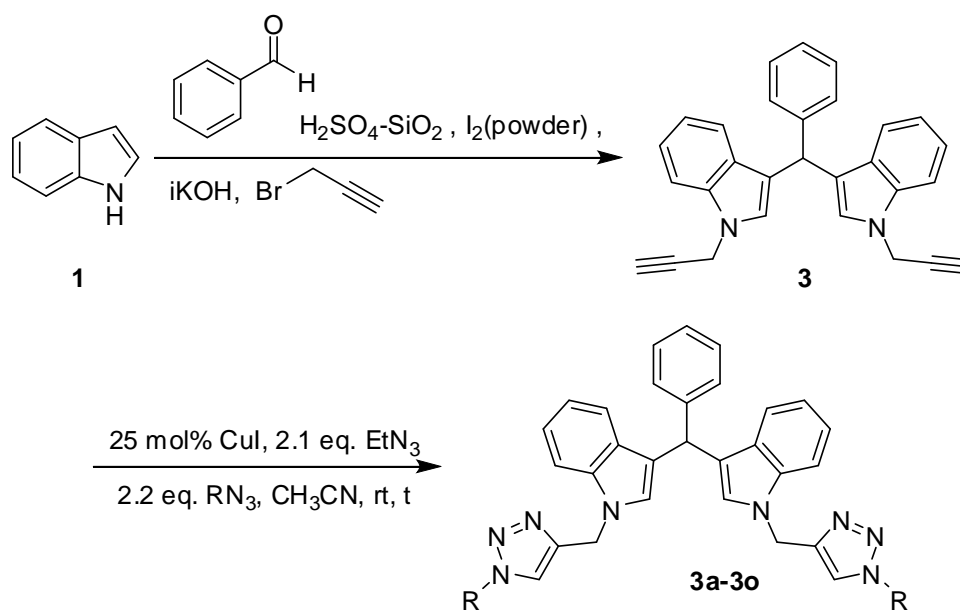
Entry	aldehyde	Alkyl azide	Yield (%)
1			98
2			99
3			99
4			81
5			84
6			98
7			83
8			45
9			80

Table 2 (continued)

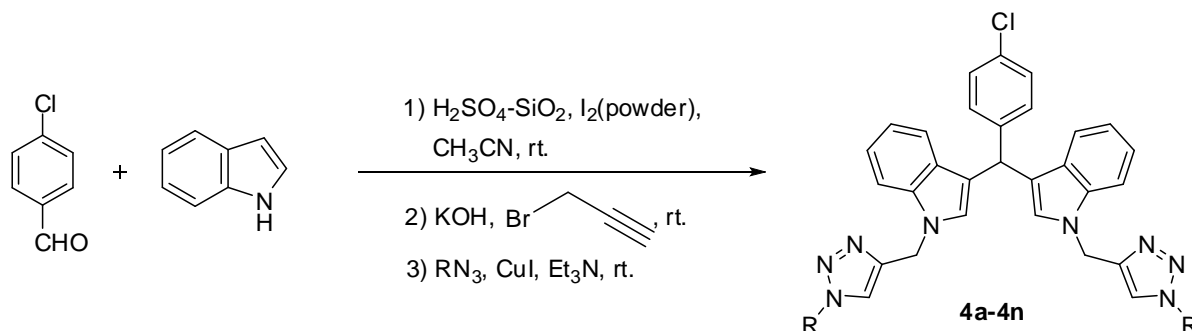
Entry	aldehyde	Alkyl azide	Yield (%)
10	 <p>2a</p>		90
11	 <p>2a</p>		78
12	 <p>2a</p>		77
13	 <p>2a</p>		99

Chapter 3 Conclusion

In this work, we synthesized two types of bisindoletriazoles. In the first part, we studied and investigated the best conditions for each step of Friedel-Craft alkylation, N-propargylation and click reaction. Fifteen analogues of desired product 3,3'-(phenylmethylene)bis(1-(prop-2-ynyl)-1H-indole) triazoles **4** were prepared in fair to good yields.

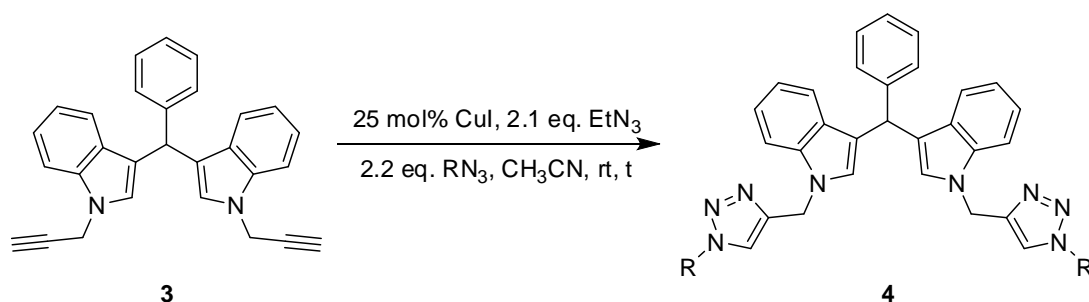


In the second part, the synthesis of 3,3'-(4-chlorophenylmethylene)-bis(1-(prop-2-ynyl)-1H-indole)triazole derivatives were carried out *via* one-pot 3 steps Friedel-Craft alkylation, propargylation and click reaction. In first step, I_2 powder and $\text{H}_2\text{SO}_4\text{-SiO}_2$ were employed as catalysts in the presence of CH_3CN as a solvent. In second step, KOH was employed as base in solution of CH_3CN . The final step, the click reaction was performed by using CuI and Et_3N as catalyst in CH_3CN as solvent. Eighteen analogues were obtained in fair to excellent yields (17-99%) using this procedure.



Chapter 4 Experimental Session

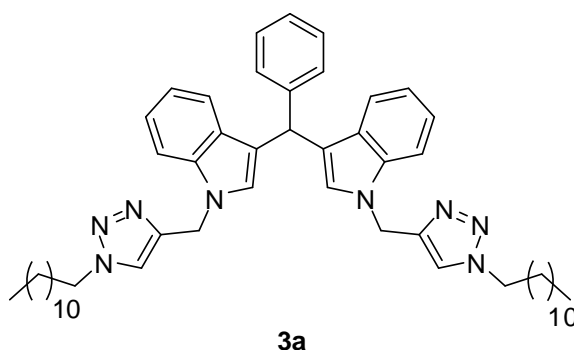
Synthesis analogues of 3,3'-(phenylmethylene)bis(1-(prop-2-ynyl)-1H-indole) triazole *via* 1,3-dipolar cycloaddition click reaction under optimized reaction condition in Part 1



General procedure F

For the 1,3-dipolar cycloaddition click reaction step. A stirred solution of 3,3'-(phenylmethylene)bis(1-(prop-2-ynyl)-1H-indole) **3** (1.0 eq.) in CH₃CN was added Et₃N (2.1 eq.), CuI (0.25 eq.) and azides (2.2 eq.), respectively. The reaction was stirred at room temperature. After TLC showed the complete conversion, the reaction was diluted with EtOAc, washed with satd. aq. NH₄Cl, and extracted with EtOAc three times. The combined organic layer was washed with water and brine, respectively. The solution was dried with anhydrous Na₂SO₄, and then concentrated under reduced pressure. The residues were purified by silica gel column chromatography to give 3,3'-(phenylmethylene)bis(1-(prop-2-ynyl)-1H-indole) triazole product **4**.

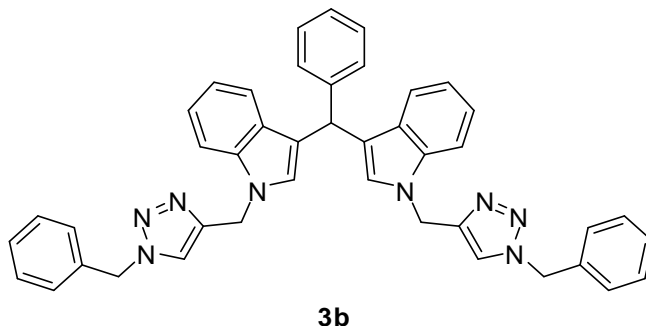
1 The synthesis of 3,3'-(phenylmethylene)bis(1-(prop-2-ynyl)-1H-indole) triazole product **3a**



Following the general procedure F, 1-azidododecane (46.5 mg, 0.22 mmol) was used in click reaction. The reaction was stirred at room temperature for 30 min. The crude product was purified by silica gel column chromatography (SiO₂, gradient 20-70%

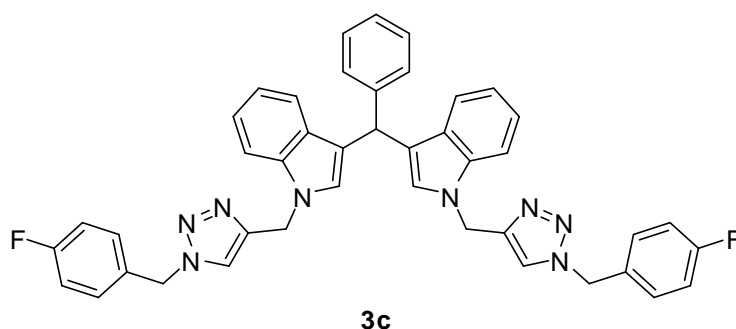
EtOAc/hexane as eluent) to give 3,3'-(phenylmethylene)bis(1-(prop-2-ynyl)-1H-indole) triazole product **3a** as a pale pink solid (75.4 mg, 88%).

2 The synthesis of 3,3'-(phenylmethylene)bis(1-(prop-2-ynyl)-1H-indole) triazole product **3b**



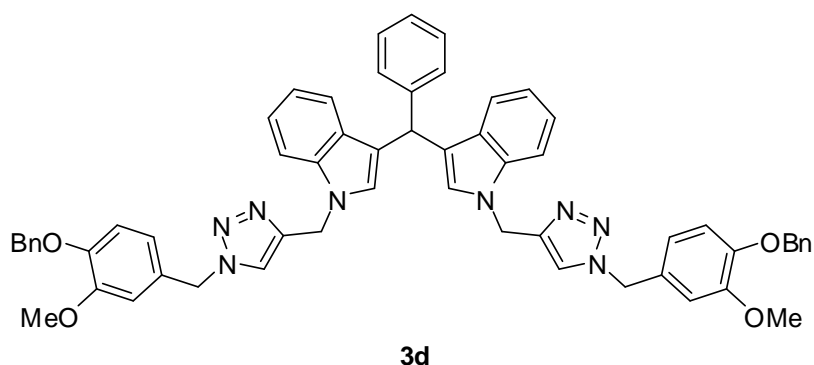
Following the general procedure F, (azidomethyl)benzene (41.4 mg, 0.31 mmol) was used in click reaction. The reaction was stirred at room temperature for 5 min. The crude product was purified by silica gel column chromatography (SiO₂, gradient 10-20% EtOAc/hexane as eluent) to give 3,3'-(phenylmethylene)bis(1-(prop-2-ynyl)-1H-indole) triazole product **3b** as a pale pink solid (96.2 mg, 98%).

3. The synthesis of 3,3'-(phenylmethylene)bis(1-(prop-2-ynyl)-1H-indole) triazole product **3c**



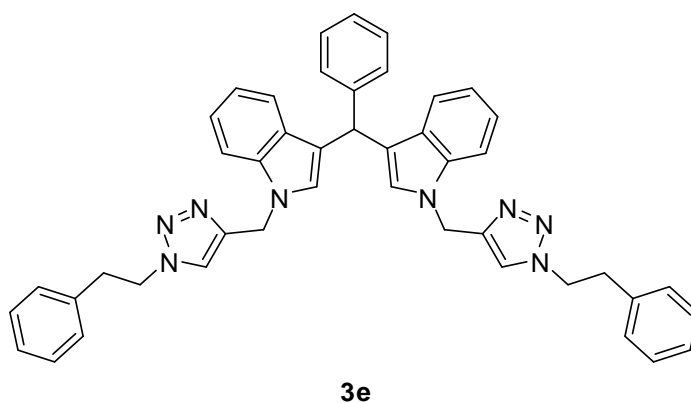
Following the general procedure F, 1-(azidomethyl)-4-fluorobenzene (41.4 mg, 0.31 mmol) was used in click reaction. The reaction was stirred at room temperature for 1h. The crude product was purified by silica gel column chromatography (SiO₂, gradient 10-20% EtOAc/hexane as eluent) to give 3,3'-(phenylmethylene)bis(1-(prop-2-ynyl)-1H-indole) triazole product **3c** as a pale pink solid (69.7 mg, 79%).

4 The synthesis of 3,3'-(phenylmethylene)bis(1-(prop-2-ynyl)-1H-indole) triazole product **3d**



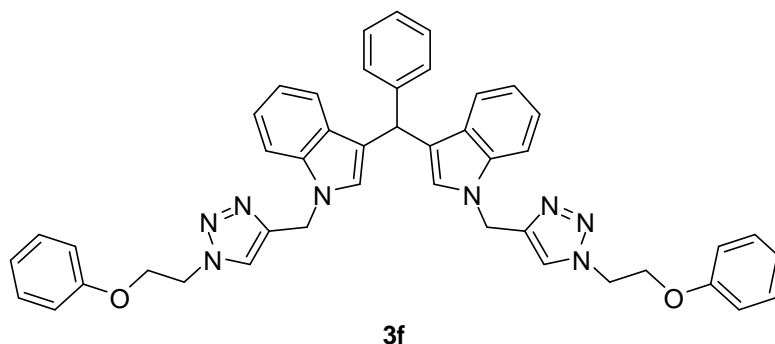
Following the general procedure F, 4-(azidomethyl)-1-(benzyloxy)-2-methoxybenzene (53.9 mg, 0.20 mmol) was used in click reaction. The reaction was stirred at room temperature for 25min. The crude product was purified by silica gel column chromatography (SiO₂, 30-70% EtOAc/hexanes as eluent) to give 3,3'-(phenylmethylene)bis(1-(prop-2-ynyl)-1H-indole) triazole product **3d** as a pale pink solid (24.2 mg, 25%).

5 The synthesis of 3,3'-(phenylmethylene)bis(1-(prop-2-ynyl)-1H-indole) triazole product **3e**



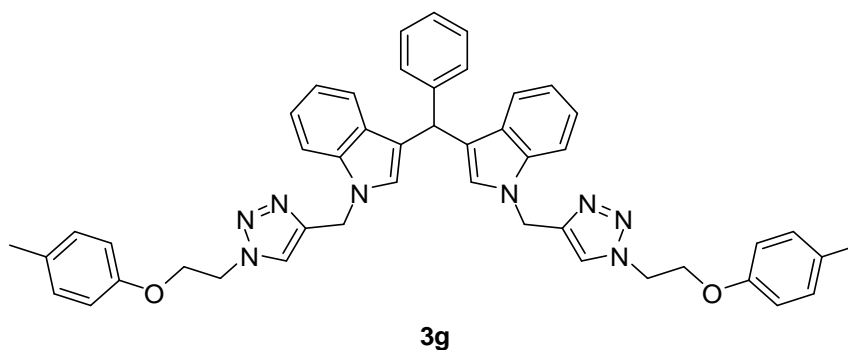
Following the general procedure F, (2-azidoethyl)benzene (32.4 mg, 0.24 mmol) was used in click reaction. The reaction was stirred at room temperature for 20 min. The crude product was purified by silica gel column chromatography (SiO₂, 40-55% EtOAc/hexanes as eluent) to give 3,3'-(phenylmethylene)bis(1-(prop-2-ynyl)-1H-indole) triazole product **3e** as a pale pink solid (68.5 mg, 97 %).

6 The synthesis of 3,3'-(phenylmethylene)bis(1-(prop-2-ynyl)-1H-indole) triazole product **3f**



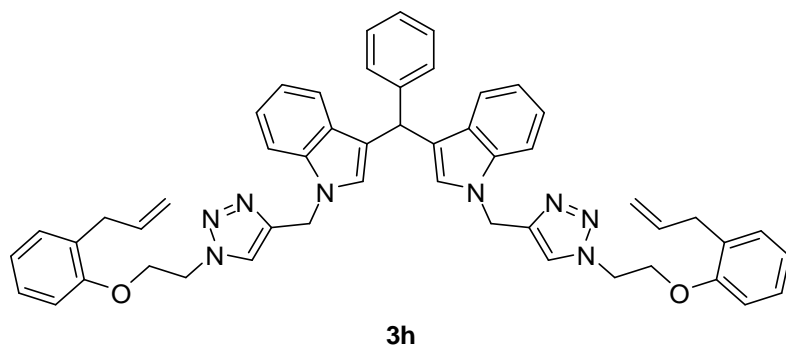
Following the general procedure F, (2-azidoethoxy)benzene (45.66 mg, 0.28 mmol) was used in click reaction. The reaction was stirred at room temperature for 2 h. The crude product was purified by silica gel column chromatography (SiO₂, 25-75% EtOAc/hexane as eluent) to give 3,3'-(phenylmethylene)bis(1-(prop-2-ynyl)-1H-indole) triazole product **3f** as a pale pink solid (62.2 mg, 67 %).

7 The synthesis of 3,3'-(phenylmethylene)bis(1-(prop-2-ynyl)-1H-indole) triazole product **3g**



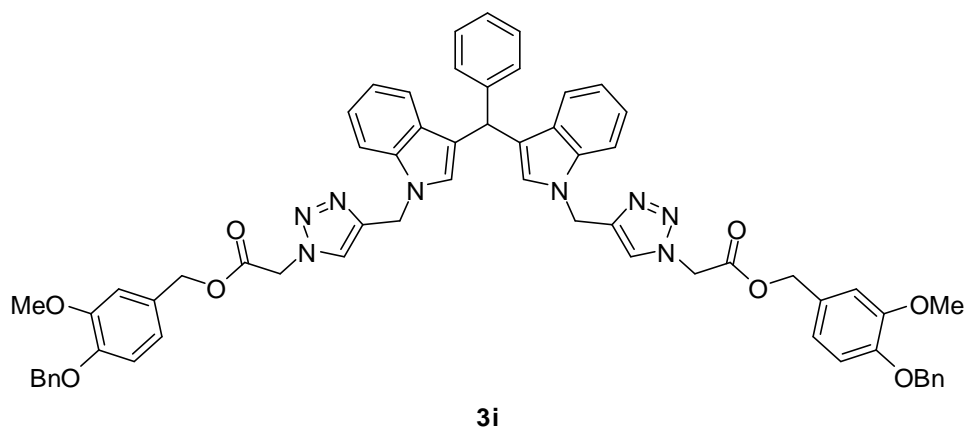
Following the general procedure F, 1-(2-azidoethoxy)-4-methylbenzene (39.0 mg, 0.33 mmol) was used in click reaction. The reaction was stirred at room temperature for 45 min. The crude product was purified by silica gel column chromatography (SiO₂, 40-65% EtOAc/hexanes as eluent) to give 3,3'-(phenylmethylene)bis(1-(prop-2-ynyl)-1H-indole) triazole product **3g** as a pale pink solid (39.4 mg, 76 %).

8 The synthesis of 3,3'-(phenylmethylene)bis(1-(prop-2-ynyl)-1H-indole) triazole product **3h**



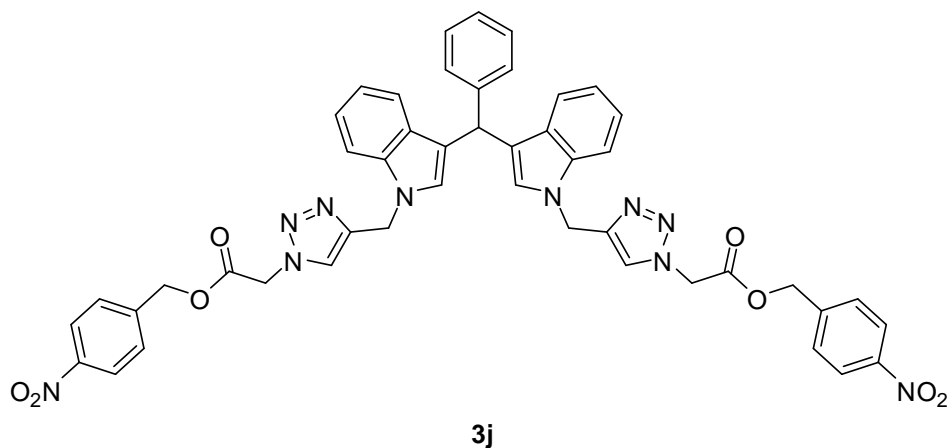
Following the general procedure F, 1-allyl-2-(2-azidoethoxy)benzene (56.87 mg, 0.28 mmol) was used in click reaction. The reaction was stirred at room temperature for 2 h. The crude product was purified by silica gel column chromatography (SiO₂, 25-70% EtOAc/hexane as eluent) to give 3,3'-(phenylmethylene)bis(1-(prop-2-ynyl)-1H-indole) triazole product **3h** as a pale pink solid (57.1 mg, 56 %).

9 The synthesis of 3,3'-(phenylmethylene)bis(1-(prop-2-ynyl)-1H-indole) triazole product **3i**



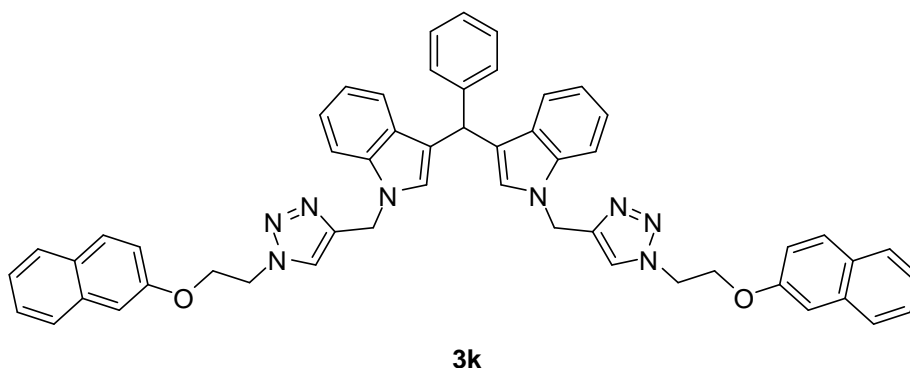
Following the general procedure F, 4-(benzyloxy)-3-methoxybenzyl 2-azidoacetate (65.5 mg, 0.20 mmol) was used in click reaction. The reaction was stirred at room temperature for 30 min. The crude product was purified by silica gel column chromatography (SiO₂, 30% EtOAc/hexane as eluent) to give 3,3'-(phenylmethylene)bis(1-(prop-2-ynyl)-1H-indole) triazole product **3i** as a pale pink solid (29.9 mg, 29 %).

10 The synthesis of 3,3'-(phenylmethylene)bis(1-(prop-2-ynyl)-1H-indole) triazole product **3j**



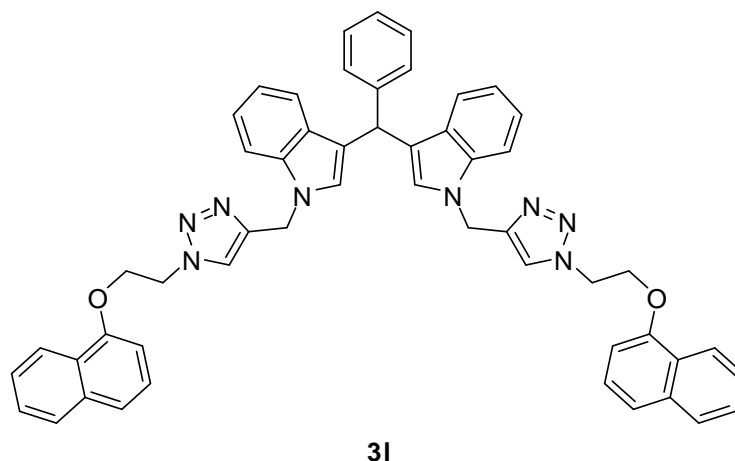
Following the *general procedure F*, 4-nitrobenzyl 2-azidoacetate (48.8 mg, 0.22 mmol) was used in click reaction. The reaction was stirred at room temperature for 20 min. The crude product was purified by silica gel column chromatography (SiO₂, 30-90% EtOAc/hexane as eluent) to give 3,3'-(phenylmethylene)bis(1-(prop-2-ynyl)-1H-indole) triazole product **3j** as a pale pink solid (22.7 mg, 27 %).

11 The synthesis of 3,3'-(phenylmethylene)bis(1-(prop-2-ynyl)-1H-indole) triazole product **3k**



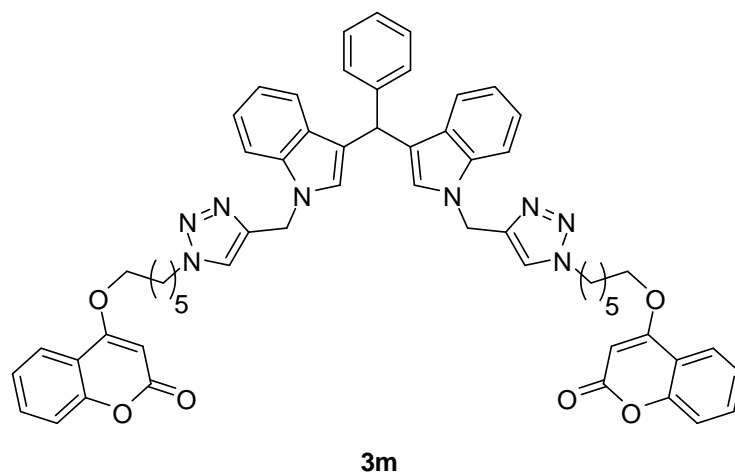
Following the *general procedure F*, 2-(2-azidoethoxy)naphthalene (46.9 mg, 0.22 mmol) was used in click reaction. The reaction was stirred at room temperature for 20 min. The crude product was purified by silica gel column chromatography (SiO₂, 30-90% EtOAc/hexanes as eluent) to give 3,3'-(phenylmethylene)bis(1-(prop-2-ynyl)-1H-indole) triazole product **3k** as a pale pink solid (43.0 mg, 53 %).

12 The synthesis of 3,3'-(phenylmethylene)bis(1-(prop-2-ynyl)-1H-indole) triazole product **3l**



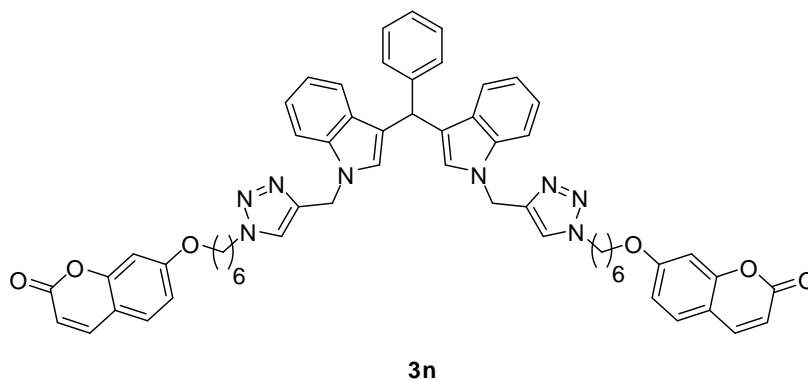
Following the general procedure F, 1-(2-azidoethoxy)naphthalene (59.66 mg, 0.28 mmol) was used in click reaction. The reaction was stirred at room temperature for 1 h. The crude product was purified by silica gel column chromatography (SiO₂, 30-90% EtOAc/hexanes as eluent) to give 3,3'-(phenylmethylene)bis(1-(prop-2-ynyl)-1H-indole) triazole product **3l** as a pale pink solid (72.4 mg, 70 %).

13 The synthesis of 3,3'-(phenylmethylene)bis(1-(prop-2-ynyl)-1H-indole) triazole product **3m**



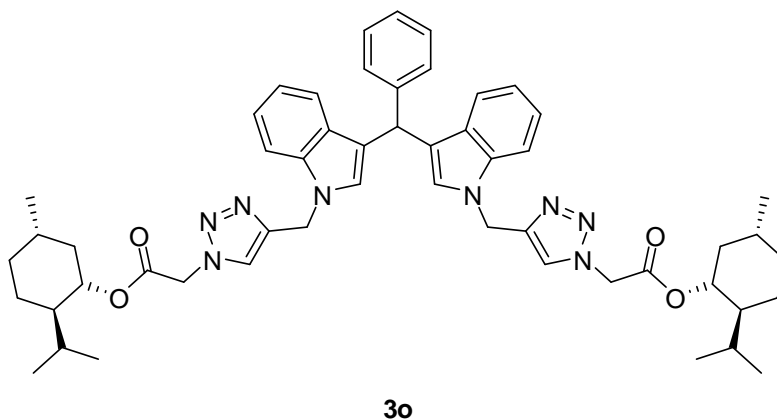
Following the general procedure F, 4-(6-azidohexyloxy)-2H-chromen-2-one (80.40 mg, 0.28 mmol) was used in click reaction. The reaction was stirred at room temperature for 2 h. The crude product was purified by silica gel column chromatography (SiO₂, 40-100% EtOAc/DCM as eluent) to give 3,3'-(phenylmethylene)bis(1-(prop-2-ynyl)-1H-indole) triazole product **3m** as a pale pink solid (104.1 mg, 84 %).

14 The synthesis of 3,3'-(phenylmethylene)bis(1-(prop-2-ynyl)-1H-indole) triazole product **3n**



Following the general procedure F, 7-(6-azidohexyloxy)-2H-chromen-2-one (80.40 mg, 0.28 mmol) was used in click reaction. The reaction was stirred at room temperature for 1h. The crude product was purified by silica gel column chromatography (SiO₂, 40-100% EtOAc/DCM EtOAc/hexanes as eluent) to give 3,3'-(phenylmethylene)bis(1-(prop-2-ynyl)-1H-indole) triazole product **3n** as a pale pink solid (50.3 mg, 41 %).

15 The synthesis of 3,3'-(phenylmethylene)bis(1-(prop-2-ynyl)-1H-indole) triazole product **3o**



Following the general procedure F, (1R,2S,5R)-2-isopropyl-5-methylcyclohexyl 2-azidoacetate (66.96 mg, 0.28 mmol) was used in click reaction. The reaction was stirred at room temperature for 2 h. The crude product was purified by silica gel column chromatography (SiO₂, 15-55% EtOAc/hexane as eluent) to give 3,3'-(phenylmethylene)bis(1-(prop-2-ynyl)-1H-indole) triazole product **3o** as a pale pink solid (102 mg, 92 %).

4 Compound Characterization

All product were characterized by spectroscopic method (NMR)

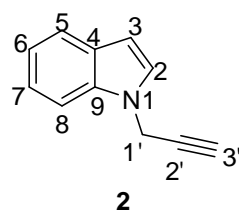


Figure 4-7 Structure of 1-(prop-2-ynyl)-1H-indole **2**

Compound 2: A pale brown solid; $R_f = 0.78$ (10% EtOAc/ hexane); mp. 46-48 °C; ^1H NMR (400 MHz, CDCl_3): δ 7.50 (d, 1H, $J = 7.0$ Hz, H-8), 7.21 (d, 1H, $J = 7.5$ Hz, H-5), 7.10 (t, 1H, $J = 7.0$ Hz, H-7), 7.02 (m, 1H, H-6), 6.96 (d, 1H, $J = 3.0$ Hz, H-2), 6.38 (brs, 1H, H-3), 4.54 (d, $J = 2.0$ Hz, 2H, H-1'), 2.12 (t, 1H, $J = 2.0$ Hz, H-3'); ^{13}C NMR (100 MHz, CDCl_3) δ 135.60 (C-9), 128.73 (C-2), 127.13 (C-4), 121.73 (C-7), 120.98 (C-5), 119.76 (C-6), 109.24 (C-8), 101.90 (C-3), 77.68 (C-2'), 73.39 (C-3'), 35.49 (C-1').

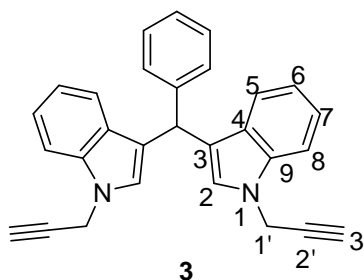


Figure 4-8 Structure of 3,3'-(phenylmethylene)bis(1-(prop-2-ynyl)-1H-indole) **3**

Compound 3: An orange solid; $R_f = 0.80$ (30% EtOAc/hexane); mp. 109-111 °C; ^1H NMR (400 MHz, CDCl_3): δ 7.43-7.32 (m, 6H, H-5, H-7, H-8), 7.31-7.19 (m, 5H, ArH), 7.02 (t, 2H, $J = 7.0$ Hz, H-6), 6.64 (s, 2H, H-2), 5.86 (s, 1H, CH), 4.76 (d, 4H, $J = 2.0$ Hz, H-1'), 2.23 (t, 2H, $J = 2.0$ Hz, H-3'); ^{13}C NMR (100 MHz, CDCl_3): δ 143.82 (C-Ar), 136.54 (2xC-9), 128.68 (2xC-Ar), 128.24 (2xC-Ar), 127.94 (2xC-4), 126.87 (2xC-2), 126.15 (C-Ar), 121.86 (2xC-7), 120.26 (2xC-6), 119.33 (2xC-5), 119.06 (2xC-3), 109.35 (2xC-8), 78.02 (2xC-2'), 73.17 (2xC-3'), 40.11 (CH), 35.75 (2xC-1').

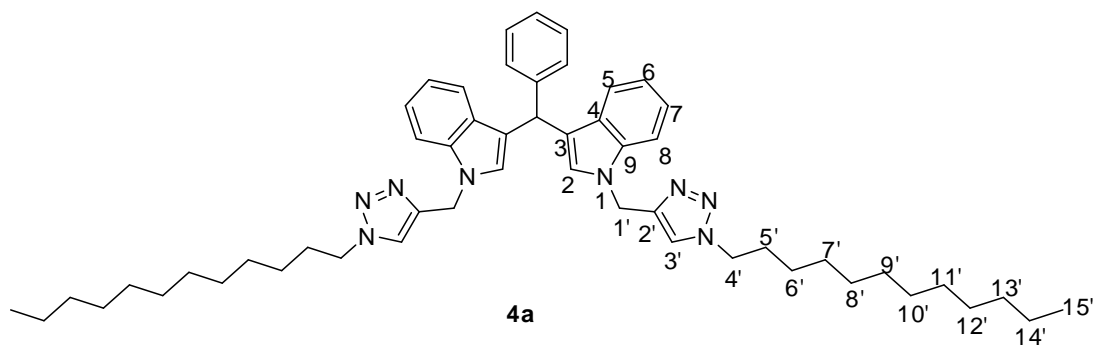


Figure 4-9 Structure of 3,3'-(phenylmethylene)bis(1-((1-dodecyl-1H-1,2,3-triazol-4-yl)methyl)-1H-indole)) **4a**

Compound 4a: An brown oil; $R_f = 0.28$ (30% EtOAc/hexane); ^1H NMR (400 MHz, CDCl_3): δ 7.39-7.31 (m, 6H, H-5, H-7, H-8), 7.26 (t, 2H, $J = 7.0$ Hz, ArH), 7.23-7.12 (m, 3H, ArH), 7.06 (s, 2H, H-3'), 6.98 (t, 2H, $J = 7.0$ Hz, H-6), 6.66 (s, 2H, H-2), 5.87 (s, 1H, CH), 5.32 (s, 4H, H-1'), 4.20 (t, 4H, $J = 7.0$ Hz, H-4'), 1.84-1.73 (m, 4H, H-5'), 1.32-1.19 (m, 36H, H-6', H-7', H-8', H-9', H-10', H-11', H-12', H-13', H-14'), 0.88 (t, 6H, $J = 7.0$ Hz, H-15'); ^{13}C NMR (100 MHz, CDCl_3): δ 144.80 (C-Ar), 143.71 (2xC-9), 136.64 (2xC-2'), 128.58 (2xC-Ar), 128.23 (2xC-Ar), 127.75 (2xC-4), 127.27 (2xC-2), 126.18 (C-Ar), 121.79 (2xC-3'), 121.33 (2xC-7), 120.01 (2xC-6), 119.05 (2xC-5), 119.01(2xC-3), 109.54 (2xC-8), 50.36 (CH), 42.13 (2xC-1'), 40.11 (2xC-4'), 31.85 (2xC-13'), 30.17 (2xC-8, 2xC-9), 29.55 (2xC-11), 29.46 (2xC-10), 29.33 (2xC-7), 29.28 (2xC-2), 28.91 (2xC-5'), 26.40 (2xC-6'), 22.63 (2xC-14'), 14.07 (2xC-15').

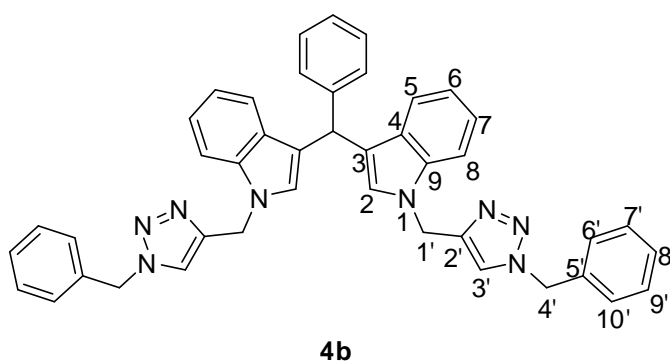


Figure 4-10 Structure of 3,3'-(phenylmethylene)bis(1-((1-benzyl-1H-1,2,3-triazol-4-yl)methyl)-1H-indole) **4b**

Compound 4b: A pink solid; $R_f = 0.05$ (30% EtOAc/hexane); mp. 68-70 °C; ^1H NMR (400 MHz, CDCl_3): δ 7.36 (d, 2H, $J = 7.0$ Hz, H-5), 7.34-7.08 (m, 19H, ArH), 7.03 (s, 2H, H-3'), 6.90 (t, 2H, $J = 7.0$ Hz, H-6), 6.60 (s, 2H, H-2), 5.81 (s, 1H, CH), 5.34 (s, 4H, H-4'), 5.24 (s, 4H, H-1'); ^{13}C NMR (100 MHz, CDCl_3): δ 145.17 (C-Ar), 143.64 (2xC-9), 136.52 (2xC-5'), 134.42 (2xC-2'), 128.96 (2xC-Ar), 128.61 (2xC-7', 2xC-9', 2xC-Ar), 128.49 (2xC-4), 128.17 (2xC-6', 2xC-10'), 127.80 (2xC-2), 127.15 (C-Ar, 2xC-8'), 126.11 (2xC-3'), 121.74 (2xC-7), 121.56 (2xC-6), 119.94 (2xC-5), 118.99 (2xC-3), 109.49 (2xC-8), 53.97 (CH), 41.93 (2xC-4'), 39.99 (2xC-1').

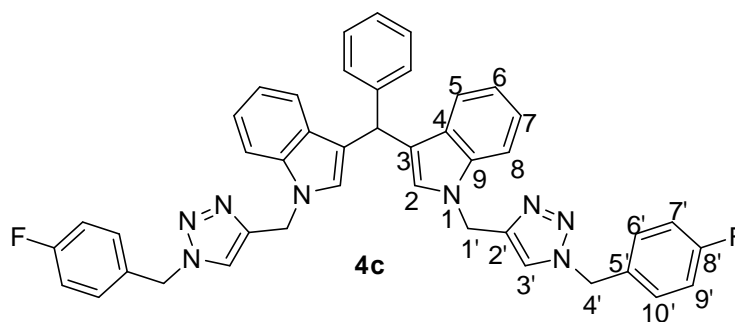


Figure 4-11 Structure of 3,3'-(phenylmethylene)bis(1-((1-(4-fluorobenzyl)-1H-1,2,3-triazol-4-yl)methyl)-1H-indole) **4c**

Compound 4c: A pink solid; $R_f = 0.28$ (30% EtOAc/hexane); mp. 156-158 °C; ^1H NMR (400 MHz, CDCl_3): δ 7.35-7.11 (m, 15H, ArH), 7.05 (s, 1H, H-3'), 7.02 (t, 2H, $J = 8.0$ Hz, ArH, H-7), 6.93 (t, 2H, $J = 8.0$ Hz, H-6), 6.61 (s, 2H, H-2), 5.82 (s, 1H, CH), 5.36 (s, 4H, H-4'), 5.29 (s, 4H, H-1'); ^{13}C NMR (100 MHz, CDCl_3): δ 161.56 (2xC-8'), 145.39 (C-Ar), 143.65 (2xC-9), 136.58 (2xC-5'), 129.84 (2xC-2'), 129.76 (2xC-Ar), 128.53 (2xC-Ar), 128.23 (2xC-6', 2xC-10'), 127.72 (2xC-4), 127.18 (2xC-2), 126.21 (C-Ar), 121.83 (2xC-3'), 121.46 (2xC-7), 120.02 (2xC-6), 119.06 (2xC-5), 116.16 (2xC-7', 2xC-9'), 115.95 (2xC-3), 109.49 (2xC-8), 53.34 (CH), 42.00 (2xC-4'), 40.04 (2xC-1').

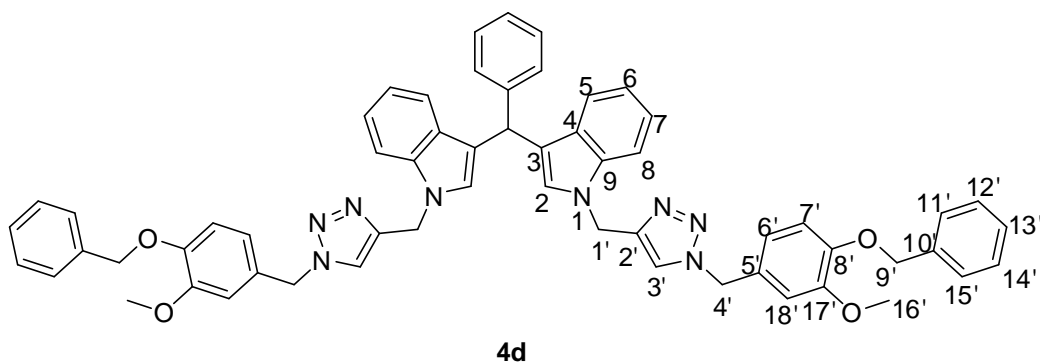


Figure 4-12 Structure of 3,3'-(phenylmethylene)bis(1-((1-(4-(benzyloxy)-3-methoxybenzyl)-1H-1,2,3-triazol-4-yl)methyl)-1H-indole) **4d**

Compound 4d: A brown oil; $R_f = 0.23$ (60% EtOAc/hexane); $^1\text{H NMR}$ (400 MHz, CDCl_3): δ 7.80 (d, 2H, $J = 7.0$ Hz, H-5), 7.67 (s, 2H, H-3'), 7.45-7.28 (m, 14H, H-7, H-8', H-11', H-12', H-13', H-14', H-15'), 7.22-7.08 (m, 5H, ArH), 7.01-6.75 (m, 8H, H-6, H-6', H-7', H-18'), 6.72-6.63 (m, 4H, H-4'), 6.60 (s, 2H, H-2), 5.86 (s, 1H, CH), 5.31 (s, 4H, H-9'), 5.12 (s, 4H, H-1'), 3.72 (s, 6H, H-16'); $^{13}\text{C NMR}$ (100 MHz, CDCl_3): δ 149.98 (2xC-17'), 148.48 (2xC-8'), 145.46 (CH), 143.84 (2xC-10'), 136.64 (2xC9), 136.56 (2xC-5'), 130.87 (2xC-2'), 128.60 (2xC-Ar, 2xC-12', 2xC-14'), 128.19 (2xC-Ar), 128.00 (2xC-4, 2xC-13'), 127.27 (2xC-11', 2xC-15'), 127.19 (2xC-2), 126.13 (2xC-Ar), 121.81 (2xC-3'), 121.32 (2xC-6'), 120.62 (2xC-7), 120.12 (2xC-6), 119.72 (2xC-5), 113.87 (2xC-3, 2xC-7'), 111.40 (2xC-18'), 111.09 (2xC-8), 71.03 (2xC-9'), 55.94 (2xC-16'), 53.99 (2xC-4'), 51.12 (2xC-1').

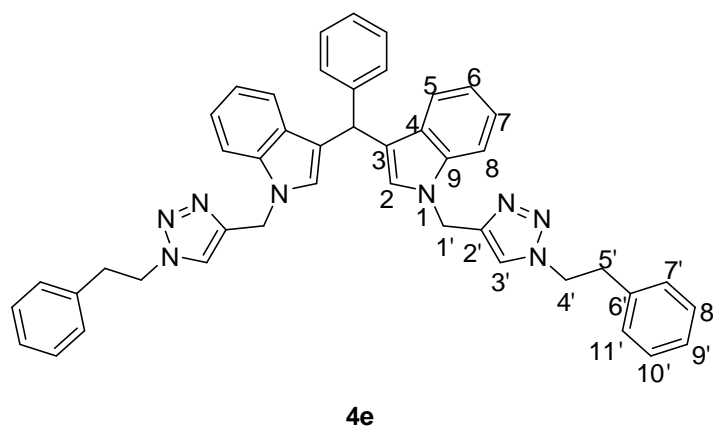


Figure 4-13 Structure of 3,3'-(phenylmethylene)bis(1-((1-(4-(benzyloxy)-3-methoxybenzyl)-1H-1,2,3-triazol-4-yl)methyl)-1H-indole) **4e**

Compound 4e: A brown oil; $R_f = 0.28$ (60% EtOAc/hexane); $^1\text{H NMR}$ (400 MHz, CDCl_3): δ 7.63 (s, 2H, H-3'), 7.40-7.05 (m, 21H, ArH), 7.01-6.89 (m, 4H, H-6, H-3'), 6.61

(s, 2H, H-2), 5.84 (s, 1H, CH), 5.41 (s, 4H, H-1'), 4.84 (t, 4H, $J = 7.0$ Hz, H-4'), 3.14 (t, 4H, $J = 7.0$ Hz, H-5'); ^{13}C NMR (100 MHz, CDCl_3): δ 138.56 (C-Ar), 136.68 (2xC-6'), 136.53 (2xC-9), 131.25 (2xC-2'), 128.66 (2xC-Ar), 128.49 (2xC-Ar), 128.29 (2xC-4', 2xC-7', C-11'), 126.16 (2xC-2), 125.18 (2xC-9'), 123.94 (C-Ar), 123.83 (C-3'), 123.27 (2xC-7), 119.96 (2xC-6), 119.00 (2xC-5), 111.41 (2xC-3), 109.87 (2xC-8), 51.80 (CH), 51.76 (2xC-4'), 35.23(2xC-5').

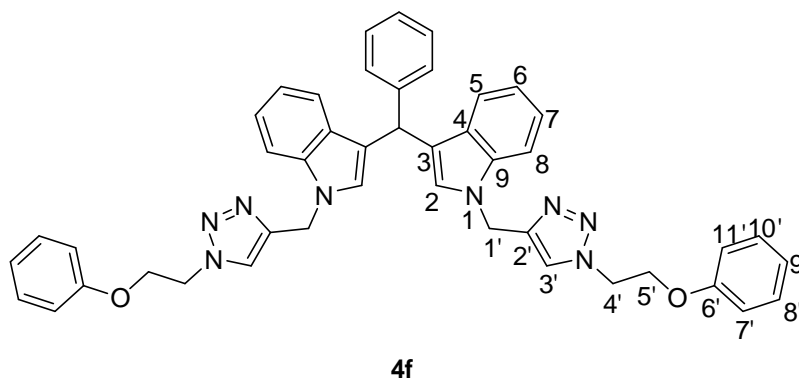


Figure 4-14 Structure of 3,3'-(phenylmethylene)bis(1-((1-(2-phenoxyethyl)-1H-1,2,3-triazol-4-yl)methyl)-1H-indole) **4f**

Compound 4f: A pale pink solid; $R_f = 0.15$ (50% EtOAc/hexane); mp. 73-75 °C; ^1H NMR (400 MHz, CDCl_3): δ 7.39-7.29 (m, 6H, ArH), 7.31 (s, 2H, H-3'), 7.29-7.17 (m, 9H, ArH, H-8', H-10'), 7.16 (t, 2H, $J = 7.0$ Hz, H-9'), 6.97 (t, 2H, $J = 7.0$ Hz, H-11'), 6.95 (t, 2H, $J = 7.0$ Hz, H-7'), 6.71 (d, 4H, $J = 8.0$ Hz, H-6), 6.45 (s, 2H, H-2), 5.86 (s, 1H, CH), 5.29 (s, 4H, H-1'), 4.58 (t, 4H, $J = 5.0$ Hz, H-5'), 4.23 (t, 4H, $J = 5.0$ Hz, H-4'); ^{13}C NMR (100 MHz, CDCl_3): δ 157.64 (2xC-6'), 144.97 (C-Ar), 143.73 (2xC-9), 136.62 (2xC-2'), 129.59 (2xC-8'), 128.59 (2xC-Ar), 128.24 (2xC-Ar), 127.80 (2xC-4), 127.27 (2xC-2), 126.17 (C-Ar), 122.83 (2xC-3'), 121.85 (2xC-7), 121.68 (2xC-9'), 120.07 (2xC-6), 119.10 (2xC-5), 114.52 (2xC-7', 2xC11'), 109.57 (2xC-3), 66.13 (2xC-5'), 49.65 (CH), 42.04 (2xC-1'), 40.09 (2xC-4').

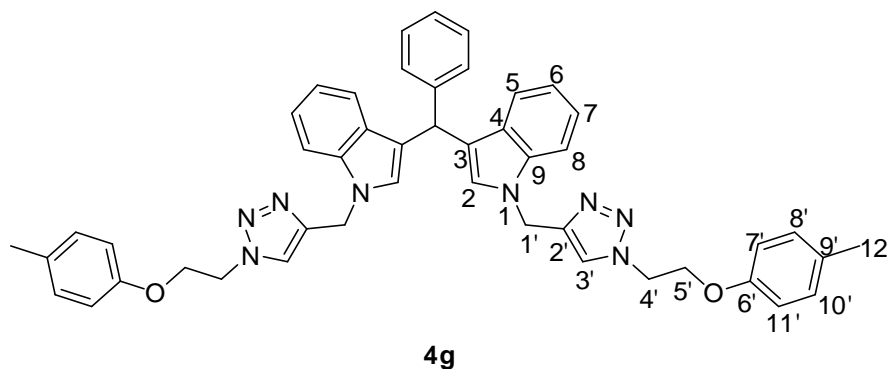


Figure 4-15 Structure of 3,3'-(phenylmethylene)bis(1-((1-(2-(p-tolyloxy)ethyl)-1H-1,2,3-triazol-4-yl)methyl)-1H-indole) **4g**

Compound 4g: A brown oil; $R_f = 0.15$ (50% EtOAc/hexane); ^1H NMR (400 MHz, CDCl_3): δ 7.83-7.30 (m, 6H, H-5, H-7, H-8), 7.69 (s, 2H, H-3'), 7.18-6.95 (m, 13H, ArH), 6.70 (d, 2H, $J = 8.0$ Hz, H-6), 6.25 (s, 2H, H-2), 5.86 (s, 1H, CH), 5.30 (s, 4H, H-1'), 4.66 (t, 4H, $J = 5.0$ Hz, H-5'), 4.25 (t, 4H, $J = 5.0$ Hz, H-4'), 2.26 (s, 6H, H-12'); ^{13}C NMR (100 MHz, CDCl_3): δ 150.20 (2xC-6'), 140.60 (2xC-Ar), 138.59 (2xC-9), 136.76 (2xC-2'), 131.25 (2xC-9'), 130.06 (2xC-8', 2xC-10'), 128.70 (2xC-Ar), 128.32 (2xC-Ar), 125.29 (2xC-4), 124.18 (2xC-2), 123.96 (C-Ar), 123.92 (2xC-3'), 123.26 (2xC-7), 122.95 (2xC-6), 122.92 (2xC-5), 114.33 (2xC-7', 2xC-11'), 111.51 (2xC-3), 109.90 (2xC-8), 66.28 (2xC-5'), 49.96 (CH), 42.64 (2xC-9'), 35.35 (2xC-4'), 20.43 (2xC-12').

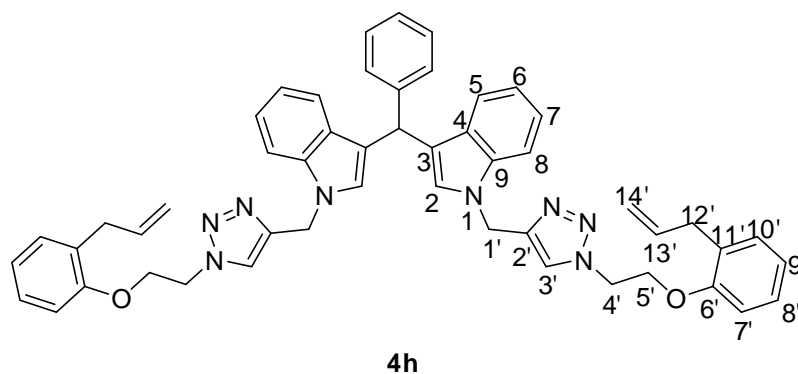


Figure 4-16 Structure of 3,3'-(phenylmethylene)bis(1-((1-(2-(2-allylphenoxy)ethyl)-1H-1,2,3-triazol-4-yl)methyl)-1H-indole) **4h**

Compound 4h: A pink solid; $R_f = 0.20$ (50% EtOAc/hexane); mp. 56-58 °C; ^1H NMR (400 MHz, CDCl_3): δ 7.37-7.28 (m, 8H, H-3', ArH), 7.26-7.06 (m, 9H, ArH), 6.98-6.89 (m, 4H, ArH), 6.72 (d, 2H, $J = 8.0$ Hz, H-7'), 6.64 (s, 2H, H-2), 5.85 (s, 1H, CH), 5.76-5.64 (m, 2H, H-13'), 5.30 (s, 4H, H-1'), 4.87-4.76 (m, 4H, H-14'), 4.62 (t, 4H, $J = 5.0$ Hz, H-

5'), 4.25 (t, 4H, $J = 5.0$ Hz, H-4'), 3.10 (d, 4H, $J = 6.0$ Hz, H-12'); ^{13}C NMR (100 MHz, CDCl_3): δ 155.40 (2xC-6'), 144.95 (C-Ar), 143.70 (2xC-9), 136.61 (2xC-10'), 136.57 (2xC-2'), 130.35 (2xC-11'), 128.49 (2xC-Ar), 128.23 (2xC-Ar), 127.77 (2xC-4), 127.46 (2xC-2), 127.21 (2xC-8'), 126.16 (C-Ar), 122.83 (2xC-3'), 121.86 (2xC-7), 121.59 (2xC-9'), 120.08 (2xC-6), 119.09 (2xC-5), 115.38 (2xC-14'), 111.34 (2xC-3), 109.46 (2xC-8), 66.26 (2xC-5'), 49.83 (CH), 42.01 (2xC-1'), 40.11 (2xC-4'), 34.09 (2xC-12').

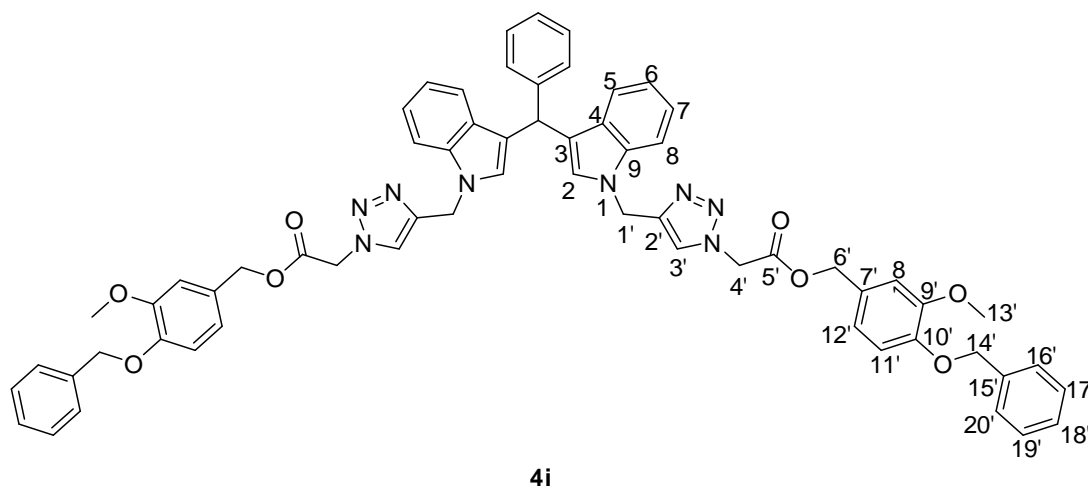


Figure 4-17 Structure of 4-(benzyloxy)-3-methoxybenzyl 2,2'-(4,4'-(3,3'-(phenylmethylene)bis(1H-indole-3,1-diy))bis(methylene)bis(1H-1,2,3-triazole-4,1-diy))diacetate **4i**

Compound 4i: A brown oil; $R_f = 0.19$ (20% EtOAc/hexane); ^1H NMR (400 MHz, CDCl_3): δ 7.60-7.28 (m, 12H, ArH), 7.81 (d, 2H, $J = 7.0$ Hz, H-5), 7.13-7.10 (s, 7H, ArH, H-3'), 6.96 (t, 2H, $J = 7.0$ Hz, ArH), 6.79-6.75 (m, 6H, ArH), 6.64 (s, 2H, H-2), 5.86 (s, 1H, CH), 5.14 (sd, 8H, $J = 2.0$ Hz, H-6', H-14'), 5.08 (sd, 4H, $J = 2.0$ Hz, H-4'), 5.02 (s, 4H, H-1'), 3.86 (s, 6H, H-13'); ^{13}C NMR (100 MHz, CDCl_3): δ 166.07 (2xC-5'), 149.65 (2xC-9'), 148.63 (2xC-10'), 138.60 (C-Ar), 136.78 (2xC-15'), 136.59 (2xC-9), 131.29 (2xC-2'), 128.71 (2xC-Ar), 128.56 (2xC-17', 2xC-19'), 128.27 (2xC-Ar), 127.91 (2xC-4), 127.77 (2xC-18'), 127.19 (2xC-16', C-20'), 125.26 (2xC-2), 124.43 (C-Ar), 123.94 (2xC-7'), 123.08 (2xC-3'), 121.85 (2xC-7), 121.53 (2xC-12'), 120.01 (2xC-6), 119.11 (2xC-5), 115.87 (2xC-8'), 113.65 (2xC-11'), 112.45 (2xC-3), 109.49 (2xC-8), 70.90 (2xC-14'), 68.11 (2xC-6'), 56.02 (2xC-13'), 50.76 (CH), 41.93 (2xC-1'), 39.92 (2xC-4')

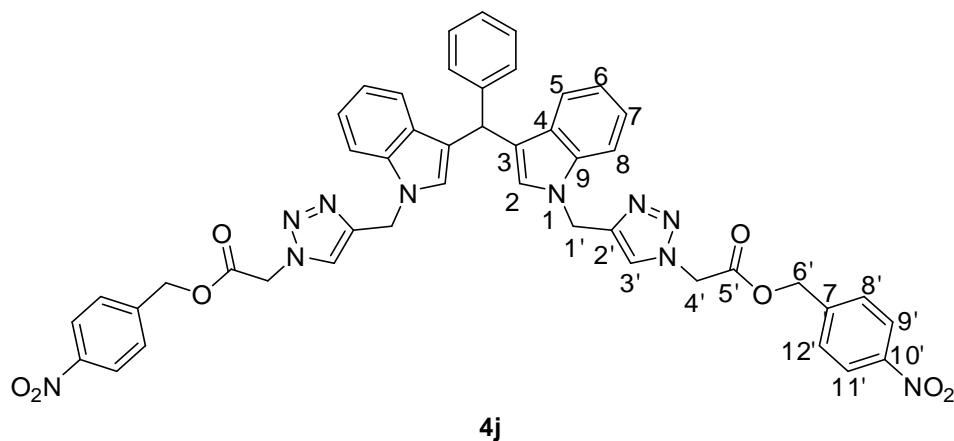


Figure 4-18 Structure of 4-nitrobenzyl 2,2'-(4,4'-(3,3'-(phenylmethylene)bis(1H-indole-3,1-diyl))bis(methylene)bis(1H-1,2,3-triazole-4,1-diyl))diacetate **4j**

Compound 4j: A brown oil; $R_f = 0.22$ (50% EtOAc/hexane); ^1H NMR (400 MHz, CDCl_3): δ 8.22 (d, 4H, $J = 8.0$ Hz, H-9',11'), 8.17 (d, 2H, $J = 8.0$, H-5Hz), 7.53 (d, 2H, $J = 9.0$ Hz, H-8), 7.42 (d, 4H, $J = 8.5$ Hz, H-8',12'), 7.37 (d, 2H, $J = 8.0$ Hz, ArH), 7.32 (t, 2H, $J = 7.0$ Hz, H-7), 7.20 (s, 2H, H-3'), 7.13 (t, 3H, $J = 7.0$ Hz, ArH), 6.96 (t, 2H, $J = 7.0$ Hz, H-6), 6.66 (s, 2H, H-2), 5.87 (s, 1H, CH), 5.35 (d, 4H, $J = 6.0$ Hz, H-6'), 5.25 (s, 4H, H-4'), 5.12 (s, 4H, H-1'); ^{13}C NMR (100 MHz, CDCl_3): δ 165.81 (2xC-5'), 147.98 (2xC-10'), 145.64 (2xC-7'), 143.62 (C-Ar), 141.36 (2xC-9), 136.58 (2xC-2'), 128.66 (C-Ar), 128.55 (2xC-Ar), 128.29 (2xC-8', 2xC-12'), 127.82 (2xC-4), 127.19 (2xC-2), 126.27 (2xC-Ar), 123.94 (2xC-9', 2xC-11'), 123.05 (2xC-3'), 121.89 (2xC-7), 120.08 (2xC-6), 119.43 (2xC-5), 119.17 (2xC-3), 109.45 (2xC-8), 66.31 (2xC-6'), 50.66 (CH), 41.94 (2xC-1'), 39.93 (2xC-4').

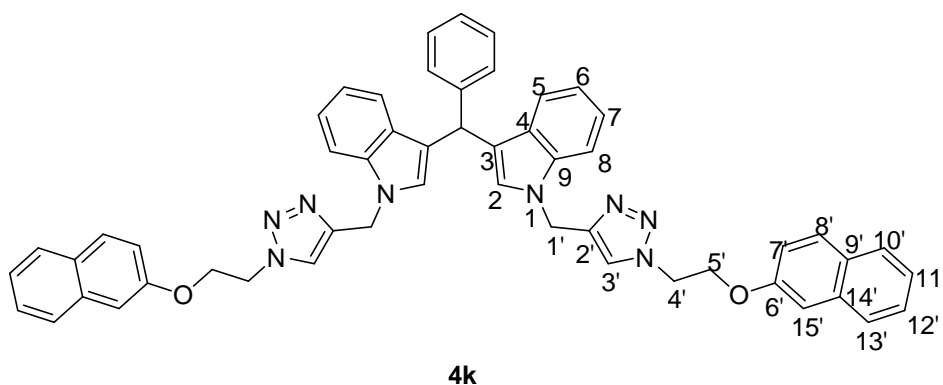


Figure 4-19 Structure of 3,3'-(phenylmethylene)bis(1-((1-(2-(naphthalen-2-yloxy)ethyl)-1H-1,2,3-triazol-4-yl)methyl)-1H-indole) **4k**

Compound 4k: A brown oil; $R_f = 0.28$ (50% EtOAc/hexane); $^1\text{H NMR}$ (400 MHz, CDCl_3): δ 7.63 (t, 4H, $J = 7.0$ Hz, H-5, H-10'), 7.45-7.28 (m, 10H, H-8, H-8', H-11', H-12', H-13'), 7.25-7.09 (m, 6H, ArH), 7.00-6.94 (m, 5H, ArH), 6.97 (s, 2H, H-3'), 6.88 (dd, 2H, $J = 9.0, 2.0$ Hz, H-6), 6.65 (s, 2H, H-2), 5.85 (s, 1H, CH), 5.25 (s, 4H, H-1'), 4.59 (t, 4H, $J = 5.0$ Hz, H-5'), 4.29 (t, 4H, $J = 5.0$ Hz, H-4'); $^{13}\text{C NMR}$ (100 MHz, CDCl_3): δ 155.50 (2xC-6'), 136.58 (C-Ar), 134.15 (2xC-9), 129.62 (2xC-2'), 129.18 (2xC-8', 2xC-9', 2xC-14'), 128.53 (2xC-Ar), 128.20 (2xC-Ar), 127.75 (2xC-4, 2xC-10), 127.59 (2xC-13'), 127.21 (2xC-12'), 126.72 (2xC-2), 126.56 (C-Ar), 126.13 (2xC-11'), 124.06 (2xC-3'), 122.80 (2xC-7), 121.82 (2xC-6), 120.04 (2xC-5), 119.07 (2xC-15'), 118.20 (2xC-3), 109.54 (2xC-8), 106.98 (2xC-7'), 66.04 (2xC-5'), 49.51 (CH), 41.93 (2xC-1'), 40.06 (2xC-4').

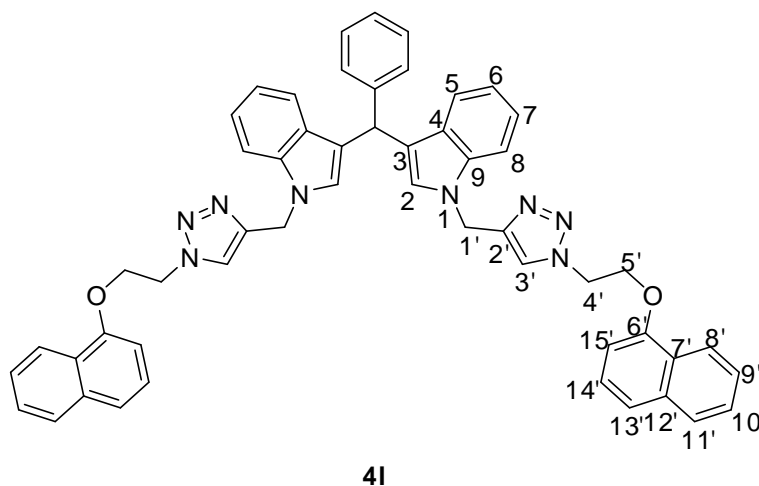
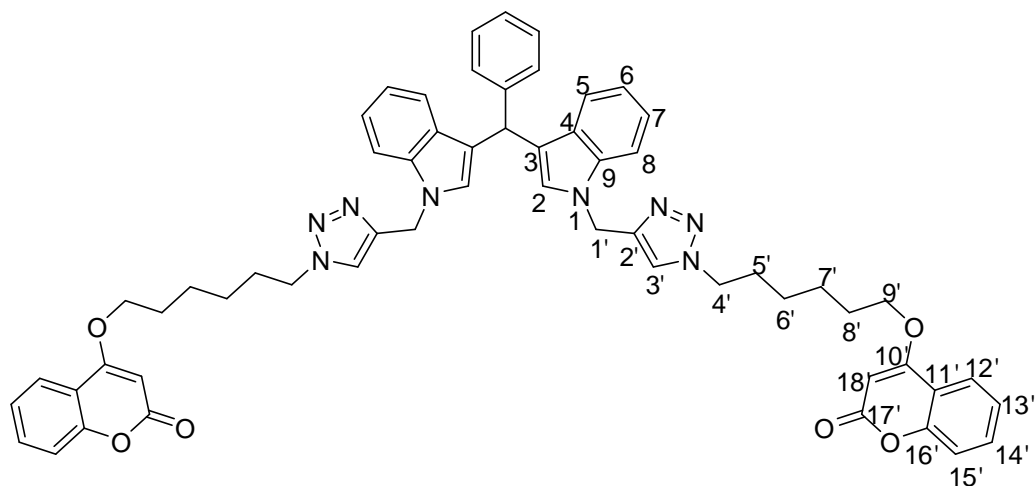


Figure 4-20 Structure of 3,3'-(phenylmethylene)bis(1-((1-(2-(naphthalen-1-yloxy)ethyl)-1H-1,2,3-triazol-4-yl)methyl)-1H-indole) **4l**

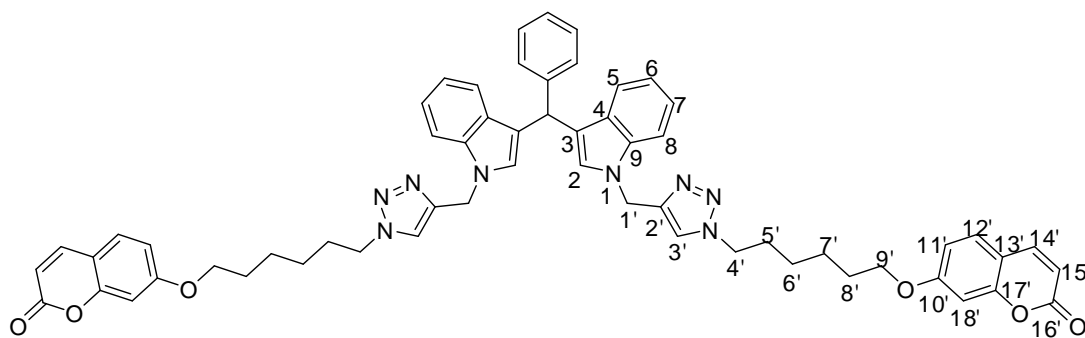
Compound 4l: A pink solid; $R_f = 0.08$ (50% EtOAc/hexane); mp. 74-76 °C; $^1\text{H NMR}$ (400 MHz, CDCl_3): δ 7.90 (d, 2H, $J = 8.0$ Hz, H-8'), 7.77 (d, 2H, $J = 8.0$ Hz, H-11'), 7.47-7.40 (m, 4H, ArH), 7.34-7.20 (m, 12H, H-3', ArH), 7.19-7.12 (m, 3H, ArH), 7.08 (t, 2H, $J = 7.0$ Hz, ArH), 6.93 (t, 2H, $J = 7.0$ Hz, H-6), 6.67 (d, 2H, $J = 7.0$ Hz, H-15'), 6.61 (s, 2H, H-2), 5.78 (s, 1H, CH), 5.25 (s, 4H, H-1'), 4.68 (t, 4H, $J = 5.0$ Hz, H-5'), 4.37 (t, 4H, $J = 5.0$ Hz, H-4'); $^{13}\text{C NMR}$ (100 MHz, CDCl_3): δ 153.33 (2xC-6'), 145.05 (C-Ar), 143.65 (2xC-9), 136.58 (2xC-7', 2xC-12'), 134.43 (2xC-2'), 128.54 (2xC-Ar), 128.18 (2xC-Ar), 127.73 (2xC-4), 127.57 (2xC-2), 127.19 (2xC-14'), 126.56 (C-Ar), 126.11 (2xC-9'), 127.19 (2xC-14'), 125.58 (2xC-8'), 125.20 (2xC-3'), 122.63 (2xC-7), 121.84 (2xC-13'), 121.29 (2xC-6), 120.07 (2xC-5), 119.06 (2xC-3), 109.45 (2xC-8), 104.96 (2xC-15'), 66.31 (2xC-5'), 49.65 (CH), 41.94 (2xC-1'), 40.03 (2xC-4').



4m

Figure 4-21 Structure of 4,4'-(6,6'-(4,4'-(3,3'-(phenylmethylene)bis(1H-indole-3,1-diyl))bis(methylene)bis(1H-1,2,3-triazole-4,1-diyl))bis(hexane-6,1diyl))bis(oxy)bis (2H-chromen-2-one) **4m**

Compound 4m: A pink solid; $R_f = 0.21$ (70% EtOAc/hexane); mp. 72-74 °C; ^1H NMR (400 MHz, CDCl_3): δ 7.78 (dd, 2H, $J = 8.0, 1.0$ Hz, H-5), 7.57-7.51 (m, 2H, ArH), 7.39-7.23 (m, 12H, ArH), 7.20 (d, 2H, $J = 7.0$ Hz, ArH), 7.15 (t, 1H, $J = 7.0$ Hz, ArH), 6.95 (t, 2H, $J = 7.0$ Hz, H-6), 6.67 (s, 2H, H-2), 5.86 (s, 1H, CH), 5.63 (s, 2H, H-18'), 5.32 (s, 4H, H-1'), 4.25 (t, 4H, $J = 7.0$ Hz, H-4'), 4.07 (t, 4H, $J = 7.0$ Hz, H-9'), 1.98-1.81 (m, 8H, H-5', H-8'), 1.57-1.47 (m, 4H, H-7'), 1.41-1.31 (m, 4H, H-6'); ^{13}C NMR (100 MHz, CDCl_3): δ 165.54 (2xC-10'), 162.90 (2xC-17'), 153.28 (2xC-16'), 144.89 (C-Ar), 143.70 (2xC-9), 136.61 (2xC-2'), 132.36 (2xC-Ar), 128.57 (2xC-Ar), 128.23 (2xC-14'), 127.76 (2xC-4), 127.25 (2xC2), 126.25 (2xC-Ar), 123.86 (2xC-13'), 122.89 (2xC-12'), 121.78 (2xC-3'), 121.43 (2xC-7), 120.03 (2xC-6), 119.06 (2xC-5), 119.01 (2xC-15), 116.75 (2xC-11'), 115.67 (2xC-3), 109.52 (2xC-8), 90.39 (2xC-18'), 68.97 (2xC-9'), 50.12 (CH), 42.09 (2xC-1'), 40.09 (2xC-4'), 30.00 (2xC-8'), 28.22 (2xC-5'), 26.08 (2xC-6'), 25.37 (2xC-7').



4n

Figure 4-22 Structure of 7,7'-(6,6'-(4,4'-(3,3'-(phenylmethylene)bis(1H-indole-3,1-diyl))bis(methylene)bis(1H-1,2,3-triazole-4,1-diyl))bis(hexane-6,1-diyl))bis(oxy)bis (2H-chromen-2-one) **4n**

Compound 4n: A pink solid; $R_f = 0.19$ (70% EtOAc/hexane); mp. 68-70 °C; ^1H NMR (400 MHz, CDCl_3): δ 7.62 (d, 2H, $J = 9.0$ Hz, H-14'), 7.39-7.31 (m, 8H, ArH), 7.26 (t, 2H, $J = 7.0$ Hz, ArH), 7.21 (d, 2H, $J = 7.0$ Hz, ArH), 7.16 (t, 1H, $J = 7.0$ Hz, ArH), 7.09 (s, 2H, H-3'), 6.98 (t, 2H, $J = 7.0$ Hz, H-6), 6.80 (dd, 2H, $J = 8.0, 2.0$ Hz, H-18'), 6.76 (d, 2H, $J = 2.0$ Hz, H-11'), 6.66 (s, 2H, H-2), 6.23 (d, 2H, $J = 9.0$ Hz, H-15'), 5.86 (s, 1H, CH), 5.32 (s, 4H, H-1'), 4.24 (t, 4H, $J = 7.0$ Hz, H-4'), 3.96 (t, 4H, $J = 6.0$ Hz, H-9'), 1.90-1.81 (m, 4H, H-8'), 1.81-1.70 (m, 4H, H-5'), 1.53-1.43 (m, 4H, H-7'), 1.39-1.27 (m, 4H, H-6'); ^{13}C NMR (100 MHz, CDCl_3): δ 162.17 (2xC-16'), 161.19 (2xC-10'), 155.82 (2xC-17'), 144.86 (2xC-14'), 143.69 (2xC-Ar), 143.40 (2xC-9), 136.61 (2xC-2'), 128.72 (2xC-12'), 128.56 (2xC-Ar), 128.23 (2xC-Ar), 127.74 (2xC-4), 126.20 (2xC-2), 126.20 (C-Ar), 121.79 (2xC-3'), 121.41 (2xC-7), 120.02 (2xC-6), 119.05 (2xC-5), 119.01 (2xC-15'), 112.94 (2xC-3), 112.84 (2xC-13'), 112.41 (2xC-11'), 109.53 (2xC-8), 101.25 (2xC-18'), 68.17 (2xC-9'), 50.16 (CH), 42.09 (2xC-1'), 40.08 (2xC-4'), 30.02 (2xC-8'), 28.66 (2xC-5'), 26.10 (2xC-6'), 25.36 (2xC-7').

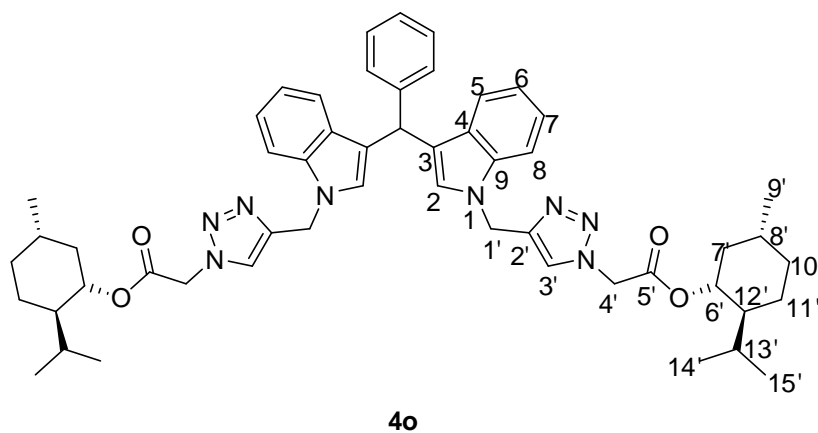


Figure 4-23 Structure of (1R,2S,5R)-2-isopropyl-5-methylcyclohexyl 2-(4-((3-((1-((1-(2-((1S,2R,5S)-2-isopropyl-5-methylcyclohexyloxy)-2-oxoethyl)-1H-1,2,3-triazol-4-yl)methyl)-1H-indol-3-yl)(phenyl)methyl)-1H-indol-1-yl)methyl)-1H-1,2,3-triazol-1-yl)acetate **4o**

Compound 4o: A pale orange; $R_f = 0.20$ (30% EtOAc/hexane); mp. 68-70 °C; ^1H NMR (400 MHz, CDCl_3): δ 7.39-7.30 (m, 6H, ArH), 7.30-7.24 (m, 3H, ArH), 7.22 (s, 2H, H-3'), 7.16 (t, 2H, $J = 7.0$ Hz, ArH), 6.98 (t, 2H, $J = 7.0$ Hz, H-6), 6.66 (s, 2H, H-2), 5.86 (s, 1H, CH), 5.36 (d, 4H, $J = 2.0$ Hz, H-1'), 5.01 (t, 4H, $J = 4.0$ Hz, H-4'), 4.78-4.68 (m, 2H, H-6'), 2.01-1.92 (m, 2H, H-11'), 1.79-1.59 (m, 8H, H-9', H-10'), 1.54-1.39 (m, 2H, H-12'),

1.38-1.23 (m, 2H, H-8'), 1.10-0.93 (m, 4H, H-7'), 0.90 (d, 6H, $J = 7.0$ Hz, H-14'), 0.86 (d, 1H, $J = 7.0$ Hz, H-13'), 0.71 (d, 6H, $J = 7.0$ Hz, H-15'); ^{13}C NMR (100 MHz, CDCl_3): δ 165.67 (2xC-5'), 145.34 (C-Ar), 143.66 (2xC-9), 136.61 (2xC-2'), 128.60 (2xC-Ar), 128.27 (2xC-Ar), 127.82 (2xC-4), 127.29 (2xC-2), 126.21 (C-Ar), 123.03 (2xC-3'), 122.86 (2xC-7), 120.07 (2xC-6), 119.20 (2xC-5), 119.09 (2xC-3), 109.54 (2xC-8), 76.87 (2xC-6'), 50.92 (CH), 46.75 (2xC-1'), 42.07 (2xC-4'), 40.57 (2xC11'), 40.55 (2xC-7'), 33.92 (2xC-9'), 31.33 (2xC-8'), 26.22 (2xC-12'), 23.27 (2xC-10'), 21.89 (2xC-13', 2xC-14'), 20.64 (2xC-15').

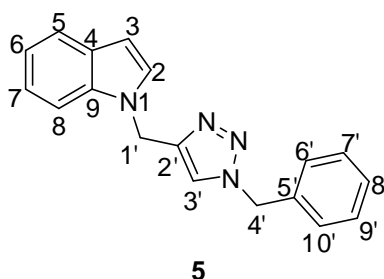


Figure 4-24 Structure of 1-((1-benzyl-1H-1,2,3-triazol-4-yl)methyl)-1H-indole **5**

Compound 5: A pale brown solid; $R_f = 0.05$ (10% EtOAc/hexane); mp. 66-68 °C; ^1H NMR (400 MHz, CDCl_3): δ 7.58 (d, 1H, $J = 8.0$ Hz, ArH), 7.32-7.25 (m, 4H, H-2, H-3', ArH), 7.17-7.03 (m, 6H, H-6, ArH), 6.47 (d, 1H, $J = 3.0$ Hz, H-3), 5.32 (d, 2H, $J = 1.0$ Hz, H-4'), 5.28 (d, 2H, $J = 3.0$ Hz, H-1'); ^{13}C NMR (100 MHz, CDCl_3): δ 144.90 (C-9), 135.67 (C-5'), 134.31 (C-2'), 128.90 (C-2), 128.56 (C-4, C-7', C-9'), 127.76 (C-6', C-10'), 127.68 (C-8'), 121.66 (C-3'), 121.52 (C-7), 120.88 (C-5), 119.55 (C-6), 109.34 (C-8), 101.83 (C-3), 53.89 (C-4'), 41.86 (C-1').

REFERENCES

- Alonso, F., Moglie, Y., Radivoy, G., & Yus, M. (2009). Copper nanoparticles in click chemistry: an alternative catalytic system for the cycloaddition of terminal alkynes and azides. *Tetrahedron Letters*, *50*, 2358-2362.
- Damodiran, M., Muralidharan, D., & Perumal, P.T. (2009). Regioselective synthesis and biological evaluation of bis(indolyl)methane derivatized 1,4-disubstituted 1,2,3-bis-triazoles as anti-infective agents. *Bioorganic & Medicinal Chemistry Letters*, *19*, 3611-3614.
- Ghodrati, K., Hosseini, S.H., Mosaedi, R., Karami, C., Maleki, F., Farrokhi, A., & Hamidi, Z. (2013). Convenient, efficient, and green method for synthesis of bis(indolyl)methanes with nano SiO₂ under ultrasonic irradiation. *International Nano Letters*, *3*:13.
- González, J., Pérez, V.M., Jiménez, D.O., Lopez-Valdez, G., Corona, D., & Cuevas-Yañez, E. (2011). Effect of temperature on triazole and bis-triazole formation through copper-catalyzed alkyne-azide cycloaddition. *Tetrahedron Letters*, *52*, 3514-3517.
- Hojati, S.H., Zeinali, T., & Nematdoust, Z. (2013). A novel method for synthesis of bis(indolyl)methanes using 1,3-dibromo-5,5-dimethylhydantoin as a highly efficient catalyst under solvent-free conditions. *Bulletin of the Korean Chemical Society*, *34*, 117-120.
- Marrelli, M., Cachet, X., Conforti, F., Sirianni, R., Chimento, A., Pezzi, V., Michel, S., Statti, G.A., & Menichini, F. (2013). Synthesis of a new bis(indolyl)methane that inhibits growth and induces apoptosis in human prostate cancer cells. *Natural Product Research*, *27*, 2039-2045.
- Pathigolla, A., Pola, R.P., & Sureshan, K.M. (2013). A versatile solvent-free azide-alkyne click reaction catalyzed by in situ generated copper nanoparticles. *Applied Catalysis A: General*, *453*, 151-158.
- Rad, M.N.S., Behrouz, S., Doroodmand, M.M., & Movahediyani, A. (2012). Copper-doped silica cuprous sulfate (CDSCS) as a highly efficient and new heterogeneous nano catalyst for [3+2] Huisgen cycloaddition. *Tetrahedron*, *68*, 7812-7821.
- Seus, N., Saraiva, M.T., Alberto, E.E., Savegnago, L., & Alves, D. (2012). Selenium compounds in click chemistry: copper catalyzed 1,3-dipolar cycloaddition of azidomethyl aryl selenides and alkynes. *Tetrahedron*, *68*, 10419-10425.
- Vahdat, S.M., Khaksar, S., & Baghery, S. (2011). An Efficient One-Pot Synthesis of bis(Indolyl)methanes catalyzed by ionic liquid with multi-SO₃H groups under ambient temperature in water. *World Applied Sciences Journal*, *15*, 877-884.

- Wu, Y.M., Deng, J., Fang, X., & Chen, Q.Y. (2004). Regioselective synthesis of fluoroalkylated [1,2,3]-triazoles by Huisgen cycloaddition. *Journal of Fluorine Chemistry*, 125, 1415-1423.
- Xu, X.F., Xiong, Y., Ling, X.G., Xie, X.M., Yuan, J., Zhang, S.T., & Song, Z.R. (2013). A practical synthesis of bis(indolyl)methanes catalyzed by $\text{BF}_3 \cdot \text{Et}_2\text{O}$. *Chinese Chemical Letters*, 25, 406-410.

Output / Outcome

ผลงานที่ขอจดสิทธิบัตรการประดิษฐ์ จำนวน 1 เรื่อง
สารอนุพันธ์บิสอินโดล-1,4-ไดซับสทิทิวเต็ด-1,2,3-ไตรอะโซลชนิดใหม่ (New bis-indole-1,4-disubstituted-1,2,3-triazoles derivatives) เลขที่คำขอ 1701000428

การผลิตบัณฑิต

1. นิสิตปริญญาเอก ภาคเคมี คณะวิทยาศาสตร์ ม.บูรพา จำนวน 1 คน (กำลังศึกษา)
นางสาวณัฐยา แซ่หลิม
2. นิสิตปริญญาตรี ภาคเคมี คณะวิทยาศาสตร์ ม.บูรพา จำนวน 3 คน ทำโครงการนิพนธ์
นางสาวมนัสวี จันรอด
นางสาวฐาปนี เพชระ
นายธีรชาติ เนียมรอด